



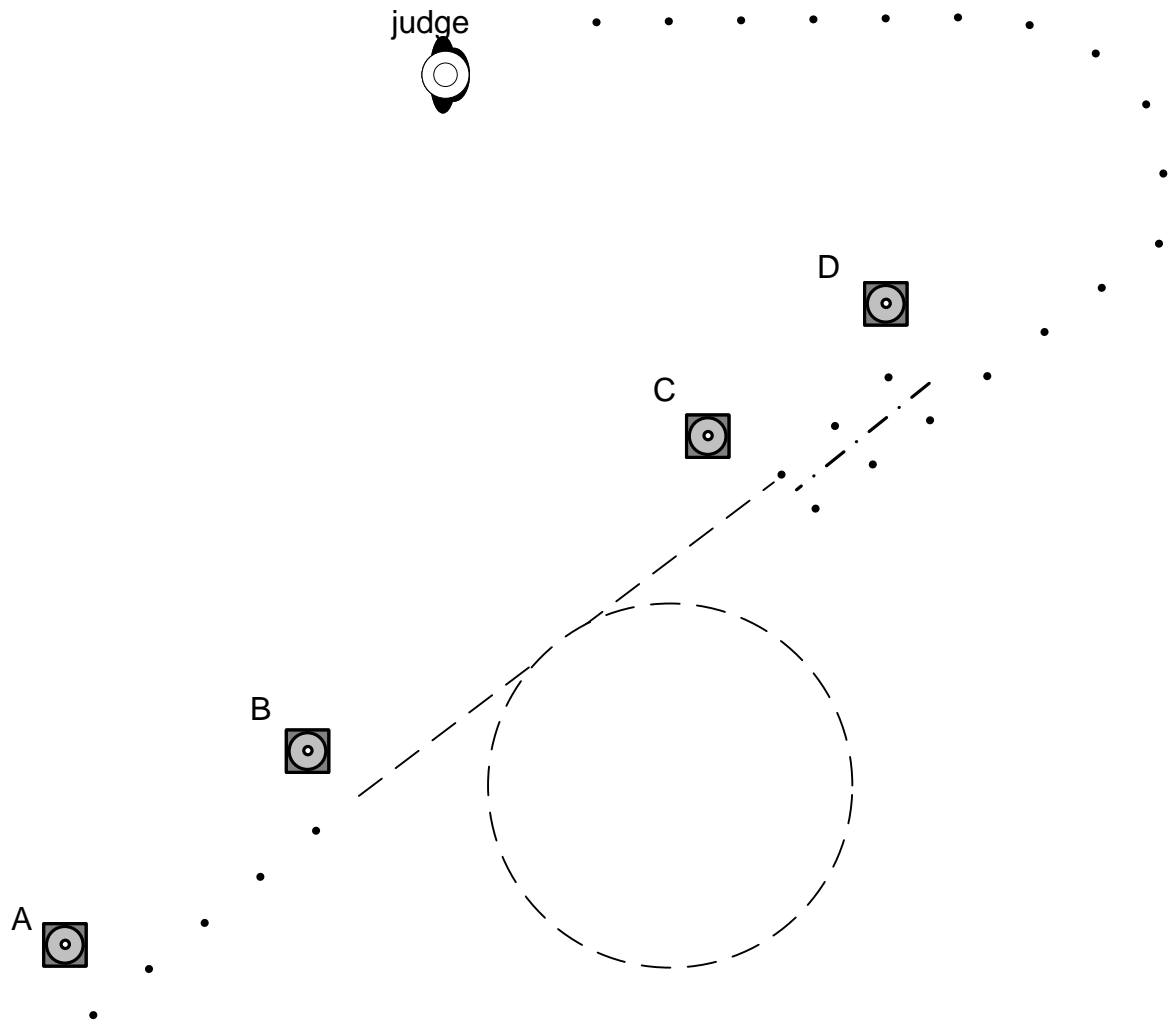
**D.A.W.R.A.**  
Dutch Arabian Western Riding Association



# SHOWMANSHIP AT HALTER

## Walk & Jog

### Summer Show 7 juli 2024



1. Walk to B
2. At B jog and jog to C, halfway between B and C jog circle to the right
3. At C walk and walk to D
4. At D backup to C
5. Walk to judge
6. Setup
7. Inspection

- • • Walk
- - - Jog
- Lope
- · - · Backup
- ↻ Turn
- › › Sidepass



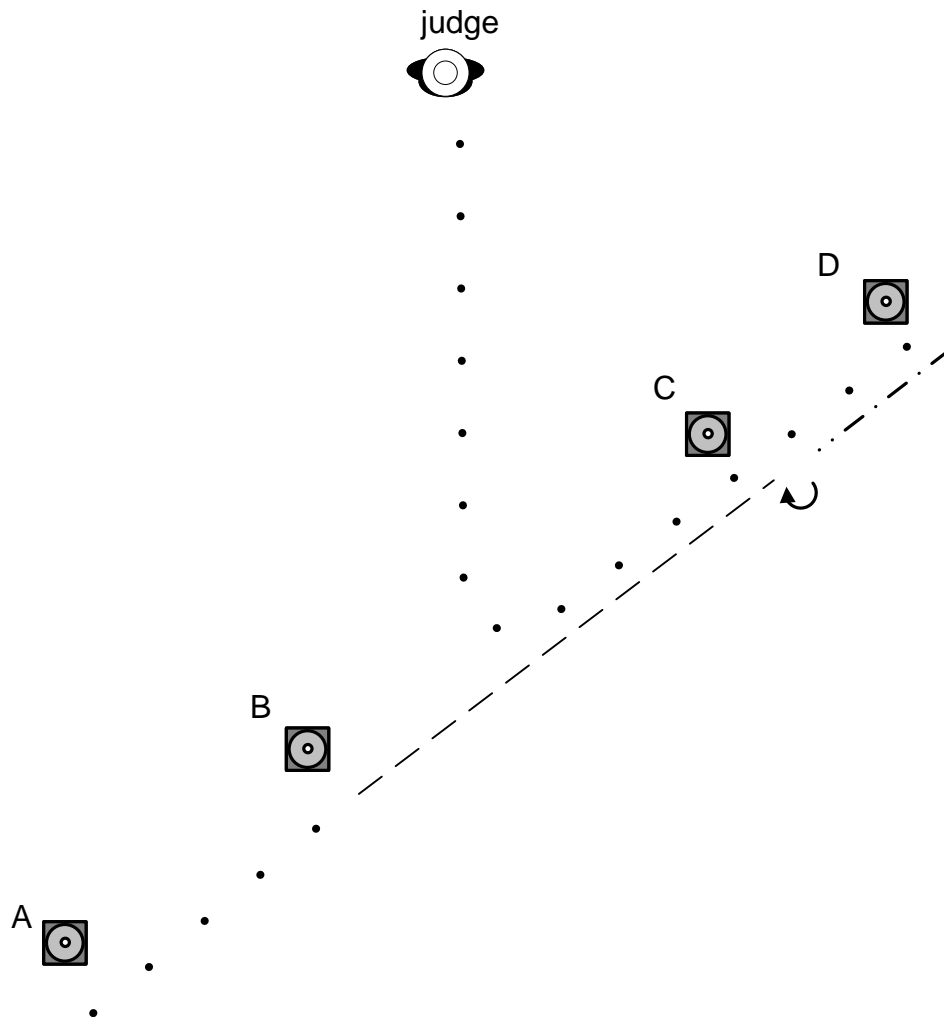
**D.A.W.R.A.**  
Dutch Arabian Western Riding Association



# SHOWMANSHIP AT HALTER

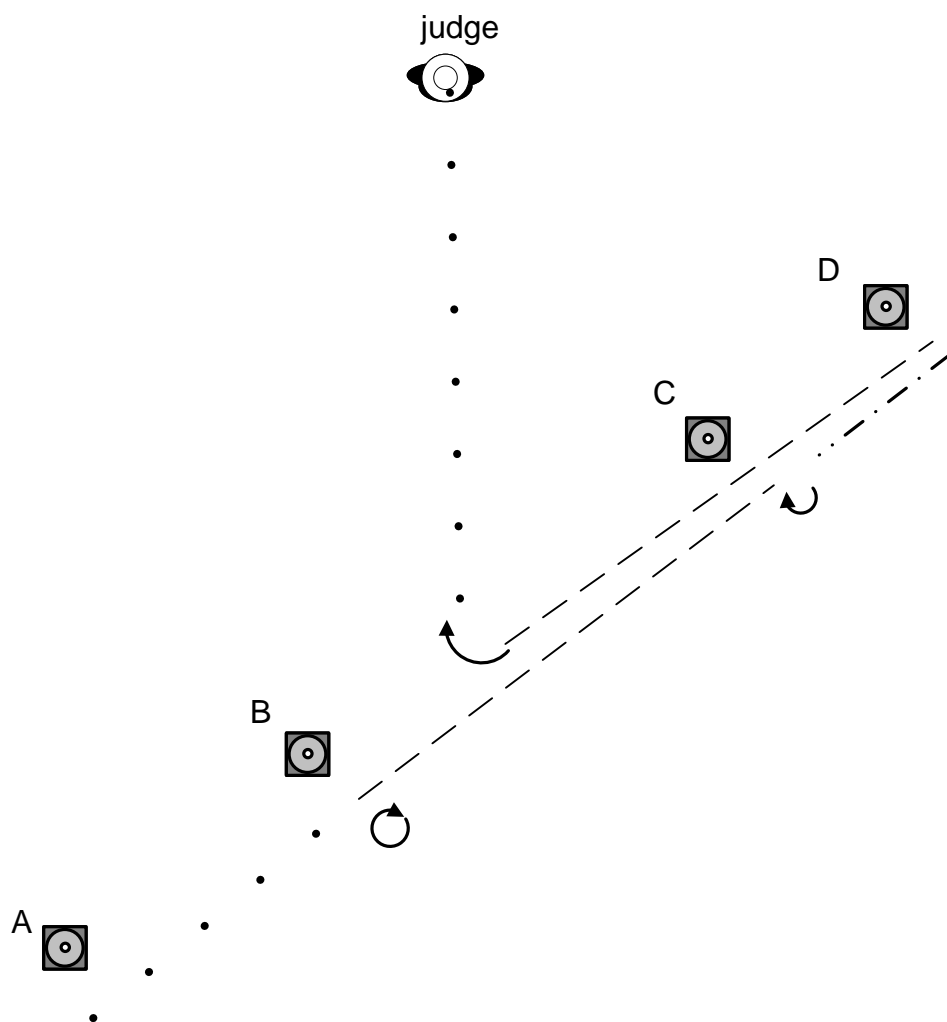
## Beginner

Summer Show 7 juli 2024



1. Walk to B
2. At B jog and jog to C
3. At C stop, turn 180° (½) right
4. Backup to D
5. Walk around C to judge
6. Setup
7. Inspection

- • • Walk
- - - Jog
- Lope
- · - · Backup
- ↻ Turn
- » » Sidepass



1. Walk to B, stop and turn 360° right
2. Jog to C
3. Stop, turn 180° (½) right and backup to D
4. Jog, stop and turn 45° right towards Judge
5. Walk to judge
6. Setup
7. Inspection

- • • Walk
- — — Jog
- Lope
- · - · - Backup
- ↻ Turn
- › › Sidepass



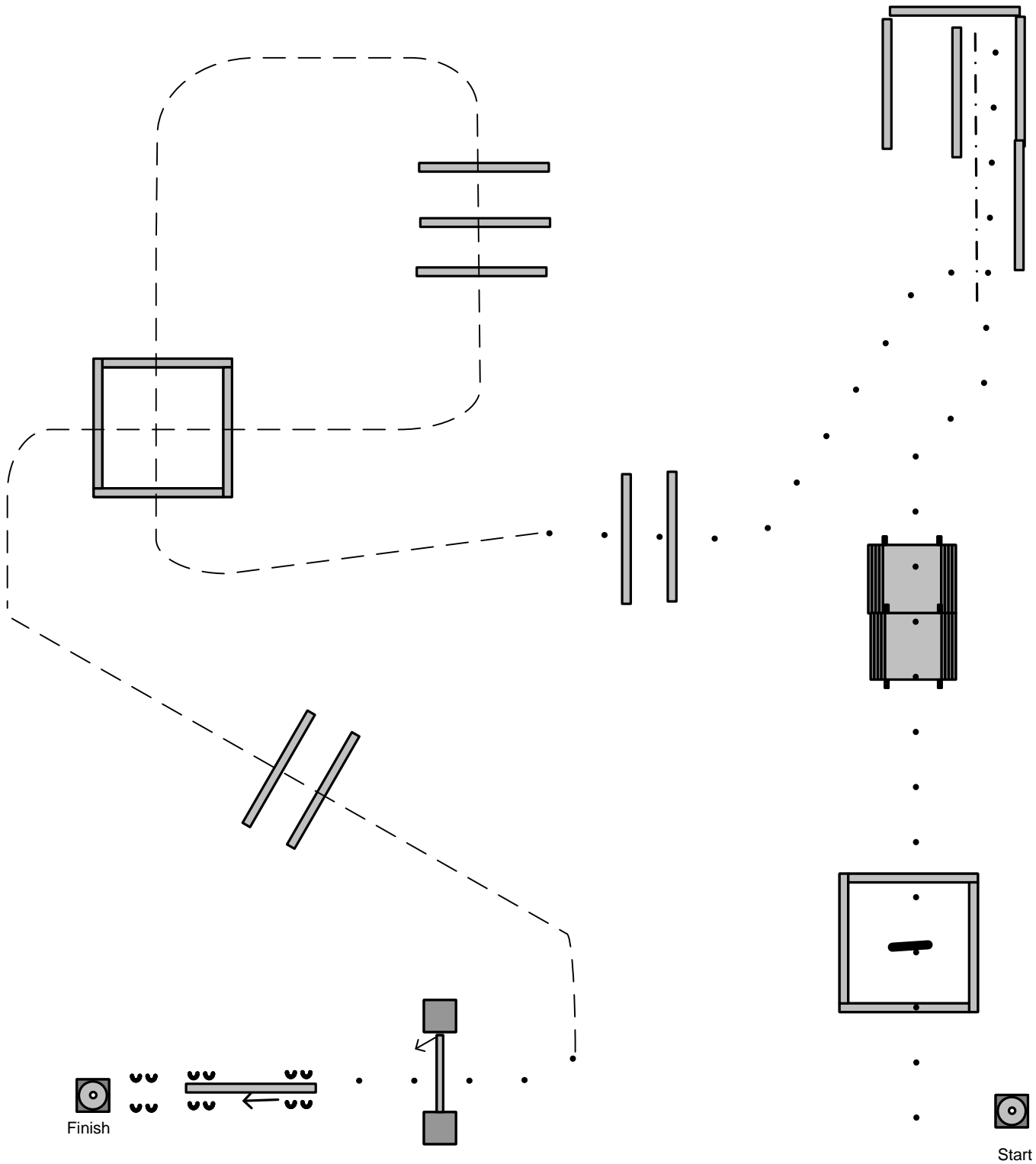
**D.A.W.R.A.**  
Dutch Arabian Western Riding Association



# IN HAND TRAIL

## Walk & Jog

### Summer Show 7 juli 2024



1. Walk in square, stop 5 seconds, walk out
2. Walk over bridge
3. Walk in shute and backup
4. Walk over poles, then jog
5. Jog through square
6. Jog over poles
7. Jog through square again
8. Jog over poles and back to walk
9. Open gate (don't close)
10. Sidepass over pole to finish

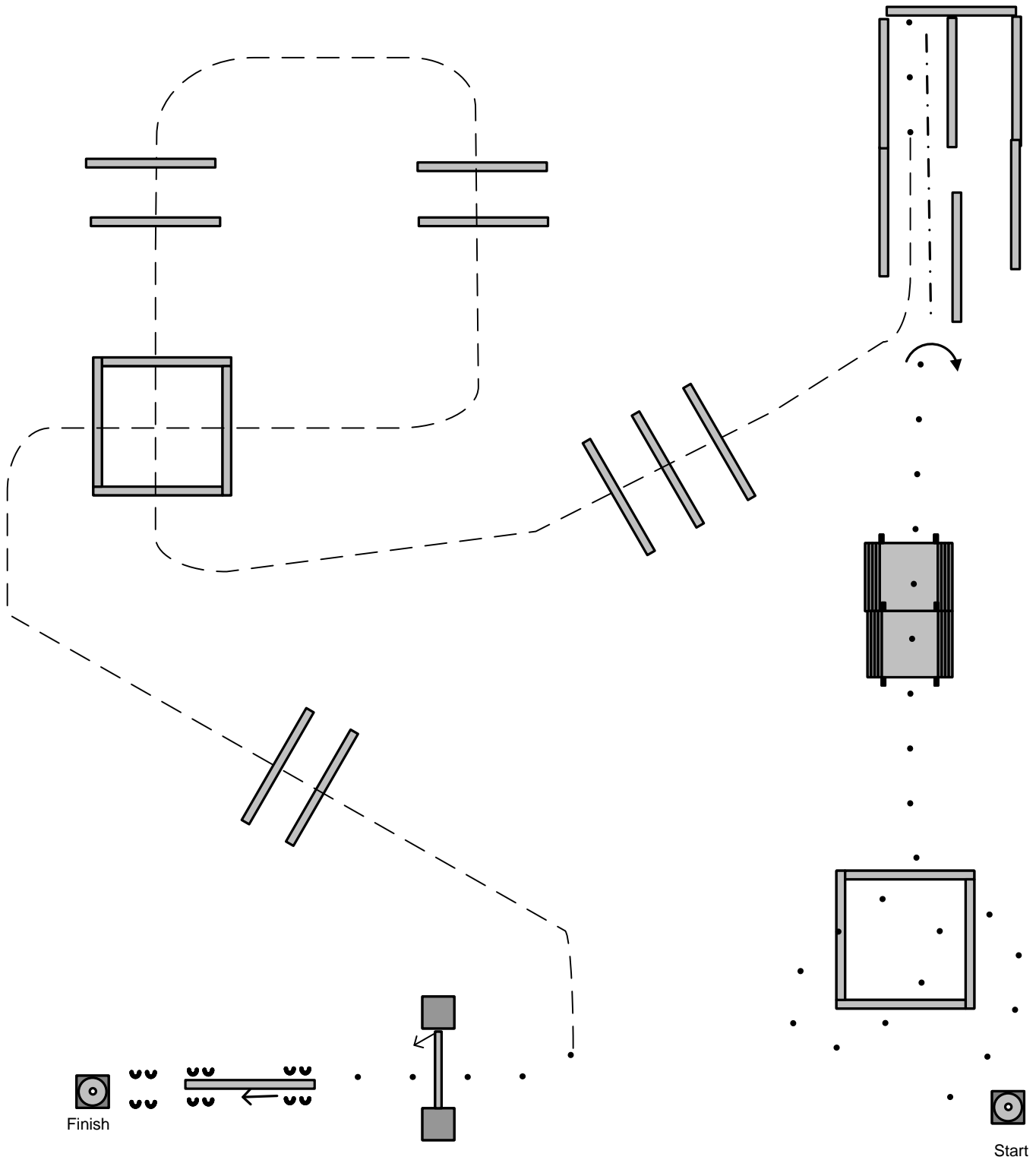
- • • **Walk**
- **Jog**
- — — **Lope**
- · - · - · **Backup**
- ↻ **Turn**
- ⋈ ⋈ **Sidepass**



**D.A.W.R.A.**  
Dutch Arabian Western Riding Association

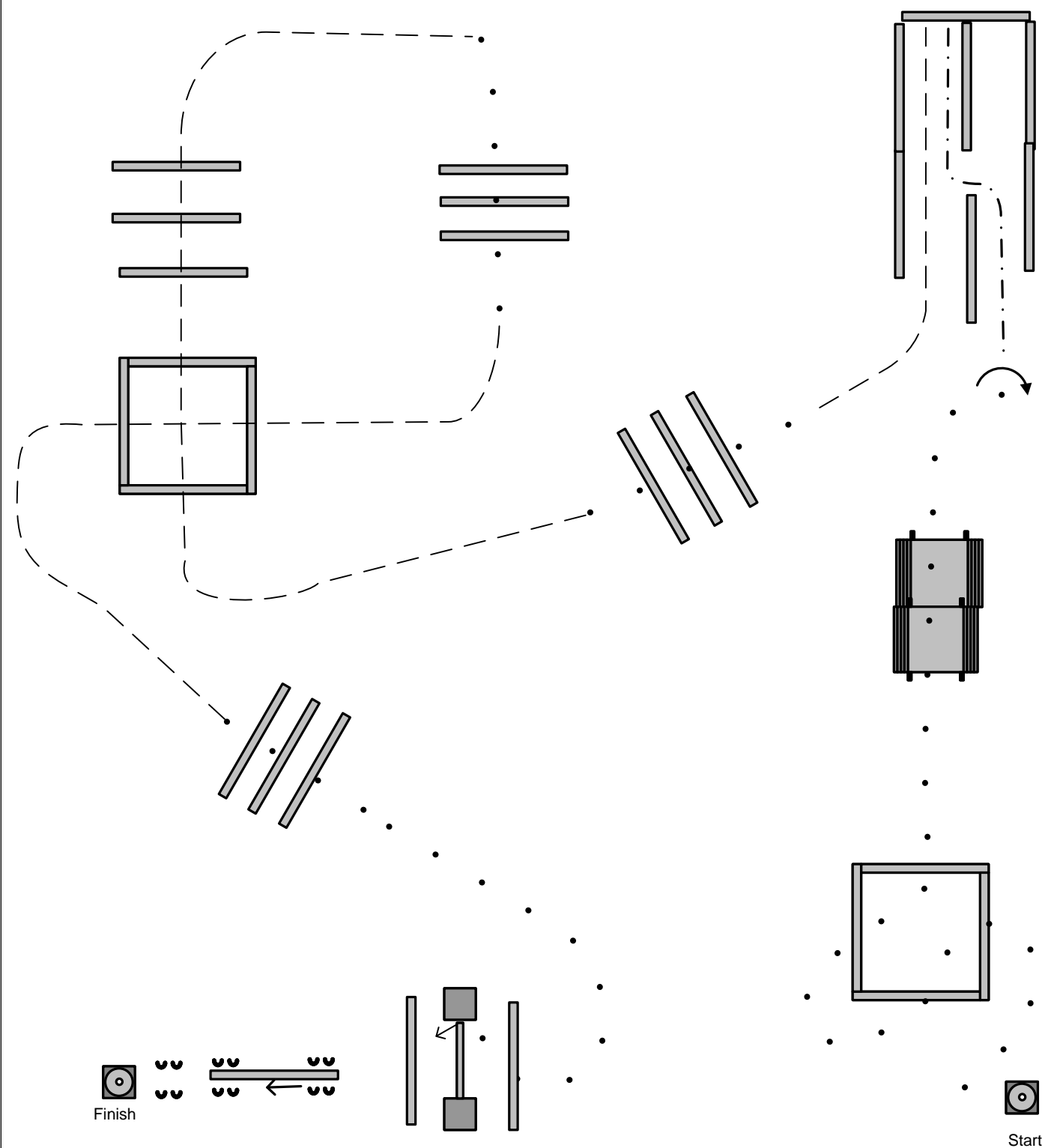


**IN HAND TRAIL**  
**Beginner**  
**Summer Show 7 juli 2024**



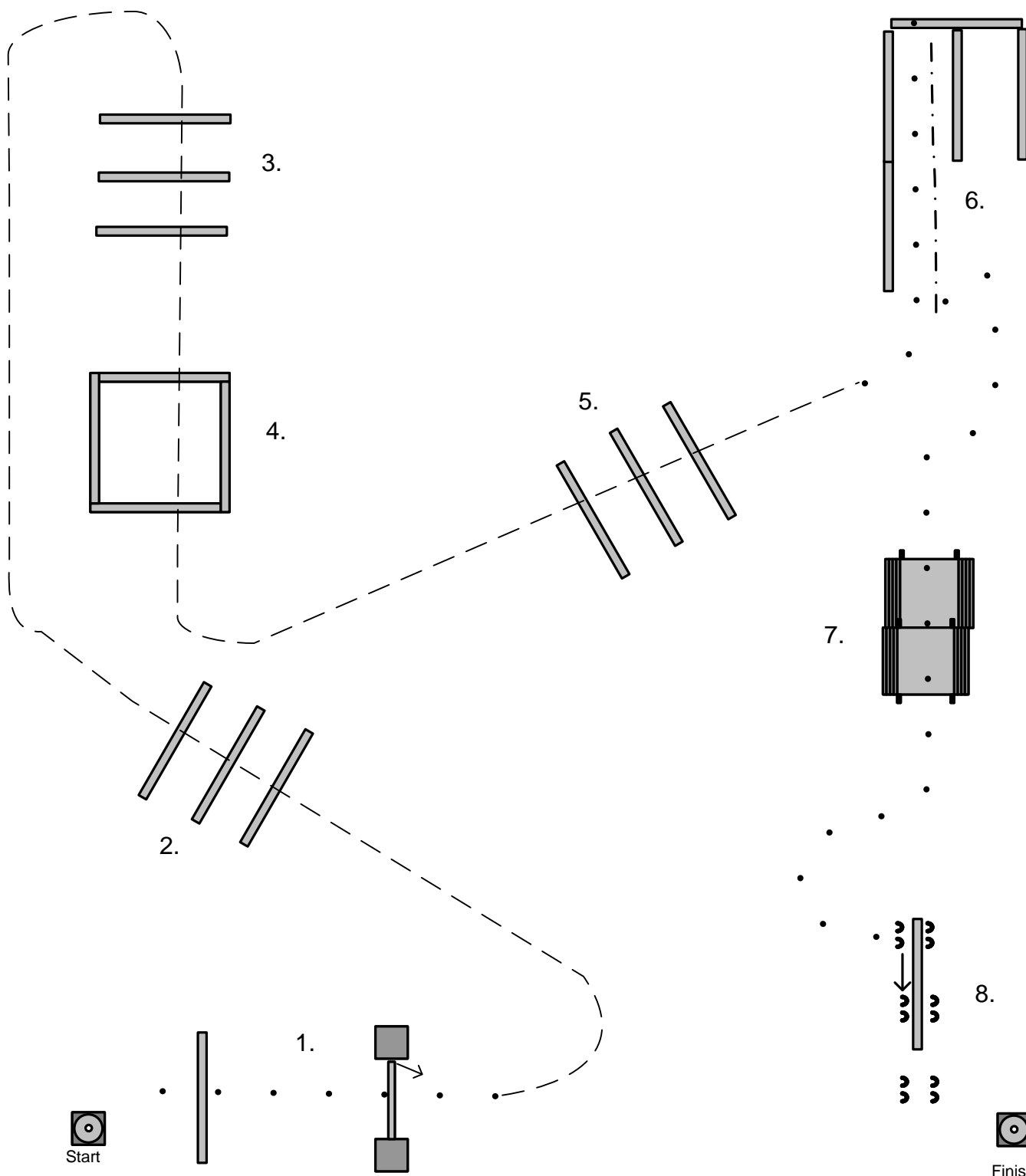
1. Walk serpentine through square
2. Walk over bridge
3. Turn 180° (½) right and backup in shute
4. Walk some passes then jog and jog over poles
5. Jog through square
6. Jog over 2 poles 2 times
7. Jog through square again
8. Jog over poles and back to walk
9. Work gate
10. Sidepass over pole to finish

- • • Walk
- - - Jog
- Lope
- · - · Backup
- ↻ Turn
- ⋈ ⋈ Sidepass



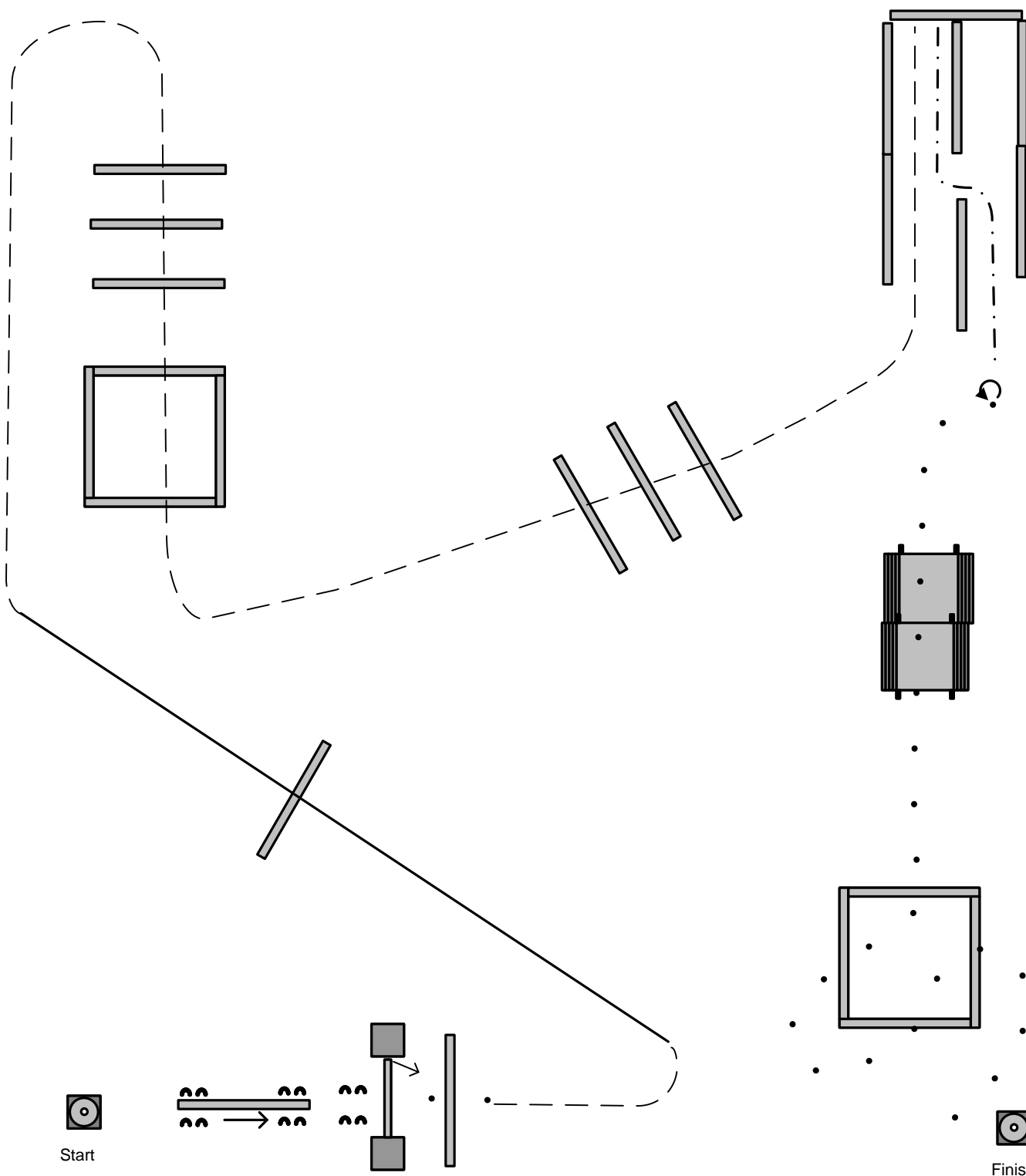
1. Walk serpentine through square
2. Walk over bridge
3. Turn 180° (½) right and backup in shute as shown
4. Jog out, before poles back to walk and walk over, then jog
5. Jog through square and over poles
6. Back to walk and walk over poles, then jog
7. Jog through square again
8. Back to walk and walk over poles and walk to gate
9. Walk over pole, work gate, walk over pole
10. Sidepass over pole to finish

- • • **Walk**
- - - **Jog**
- **Lope**
- · - · - **Backup**
- ↻ **Turn**
- ⋈ ⋈ **Sidepass**



1. Walk over pole and open gate (don't close)
2. Jog over poles
3. Jog over poles
4. Jog through square
5. Jog over poles and back to walk
6. Walk in shute and backup
7. Walk over bridge
8. Sidepass over pole to finish

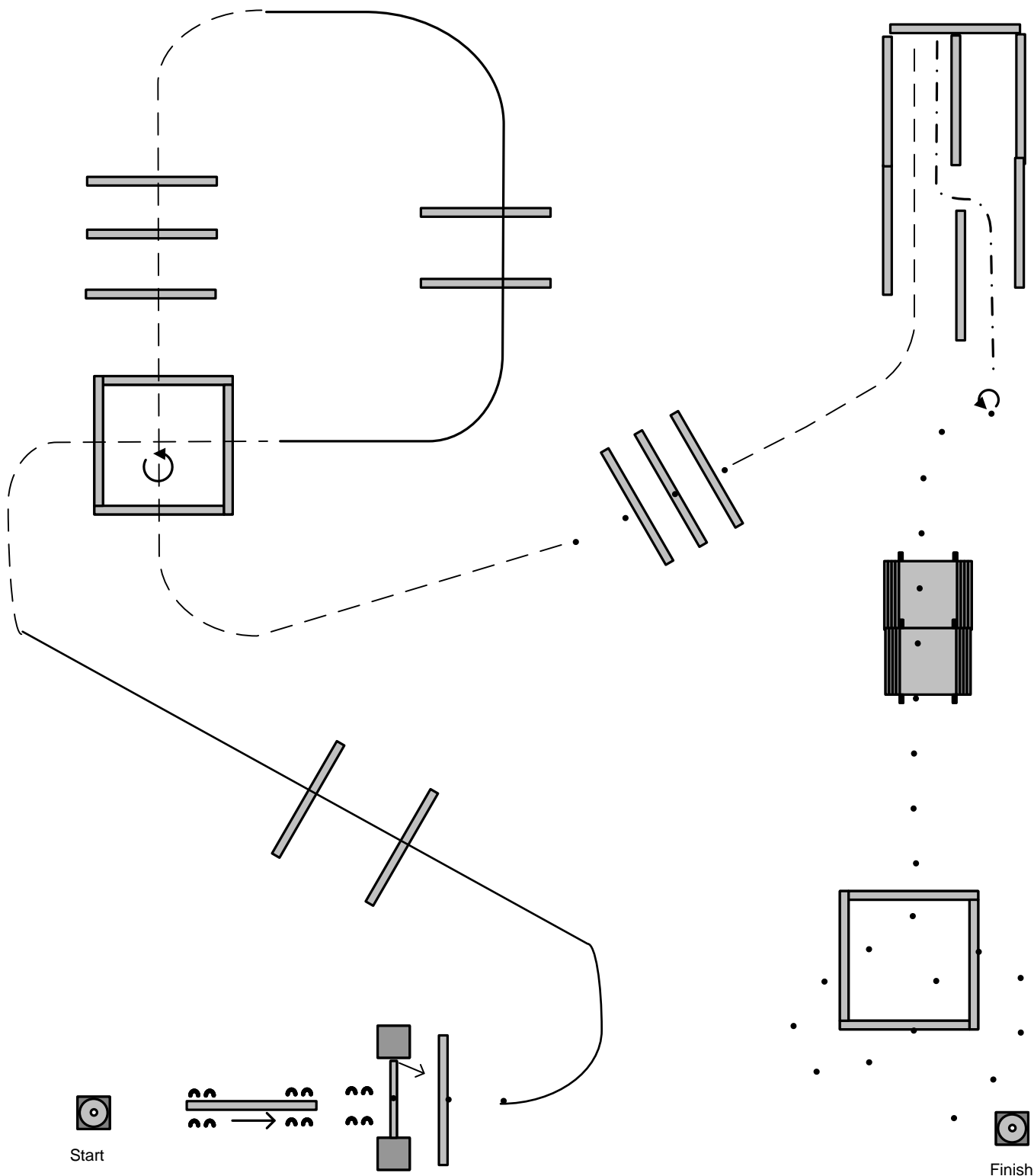
- • • Walk
- — — Jog
- Lope
- · - · Backup
- ↻ Turn
- » » Sidepass



1. Start with sidepass to gate
2. Work gate and walk over pole
3. Jog then lope left or right lead over pole
4. Back to jog and jog over poles
5. Jog through square
6. Jog over poles
7. Jog in shute and backup as shown
8. Turn 180° (½) left then walk
9. Walk over bridge
10. Walk serpentine through square to finish

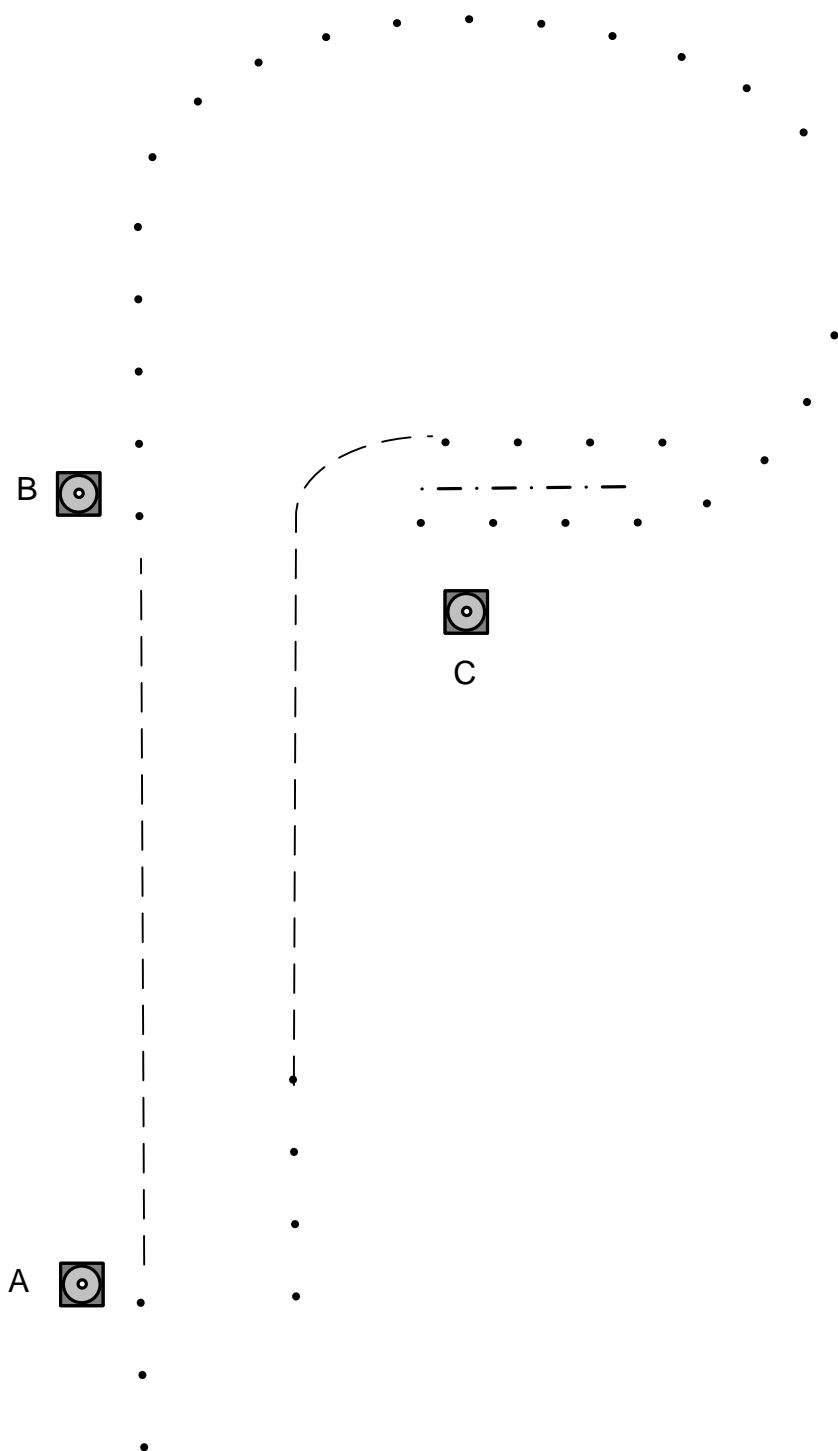
- • • **Walk**
- - - **Jog**
- — — **Lope**
- · - · - **Backup**
- ↻ **Turn**
- ↻ ↻ **Sidepass**





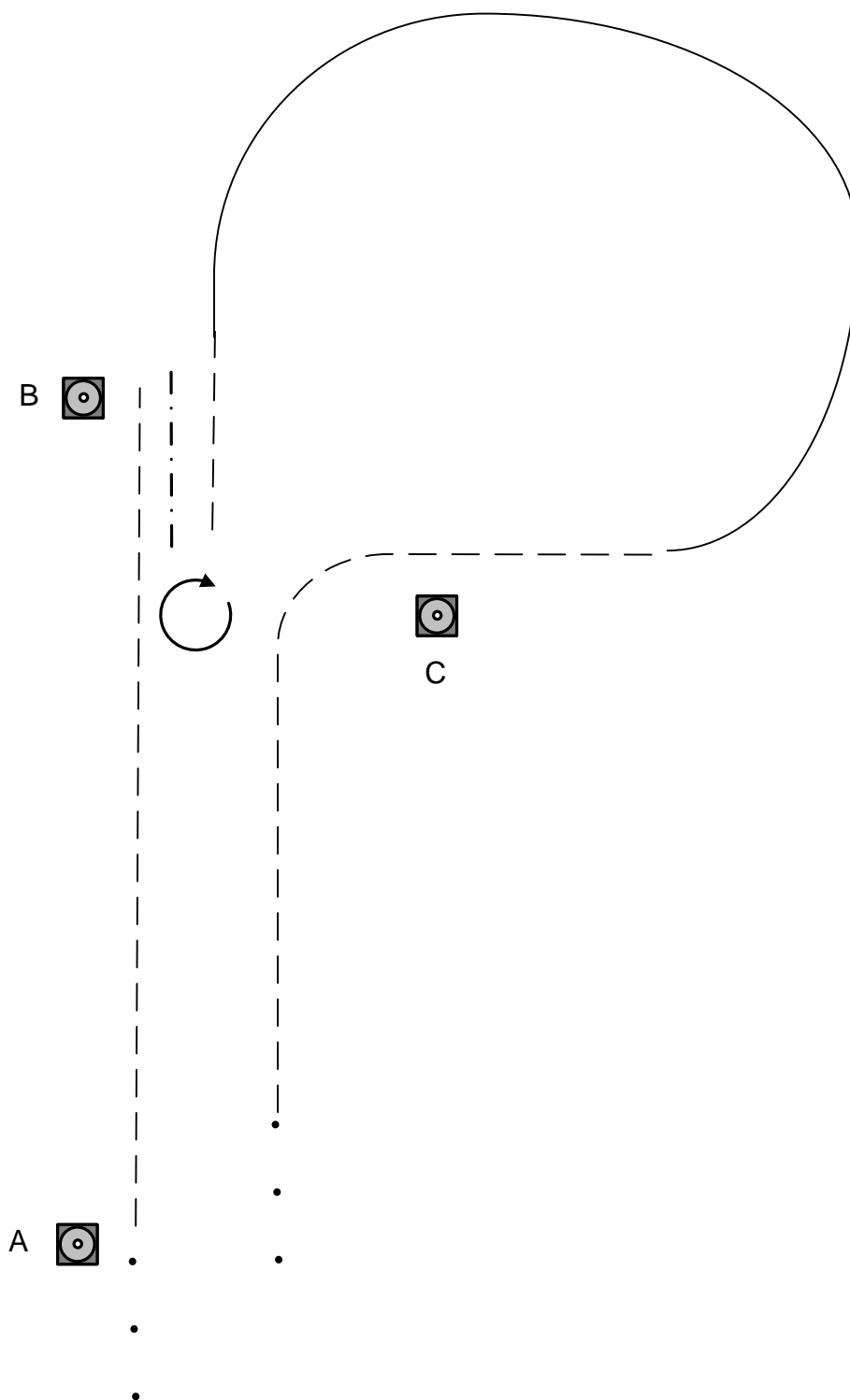
1. Start with sidepass to gate
2. Work gate and walk over pole
3. Lope left lead over poles
4. Break to jog and jog through square, lope left lead over poles
5. Back to jog and jog over poles
6. Jog in square again, stop, turn 360° left, jog out
7. Back to walk and walk over poles, after poles jog in shute
8. Backup as shown then turn 180° (½) left then walk
9. Walk over bridge
10. Walk serpentine through square to finish

- • • **Walk**
- - - **Jog**
- — — **Lope**
- · - · - · **Backup**
- ↻ **Turn**
- ↻ ↻ **Sidepass**



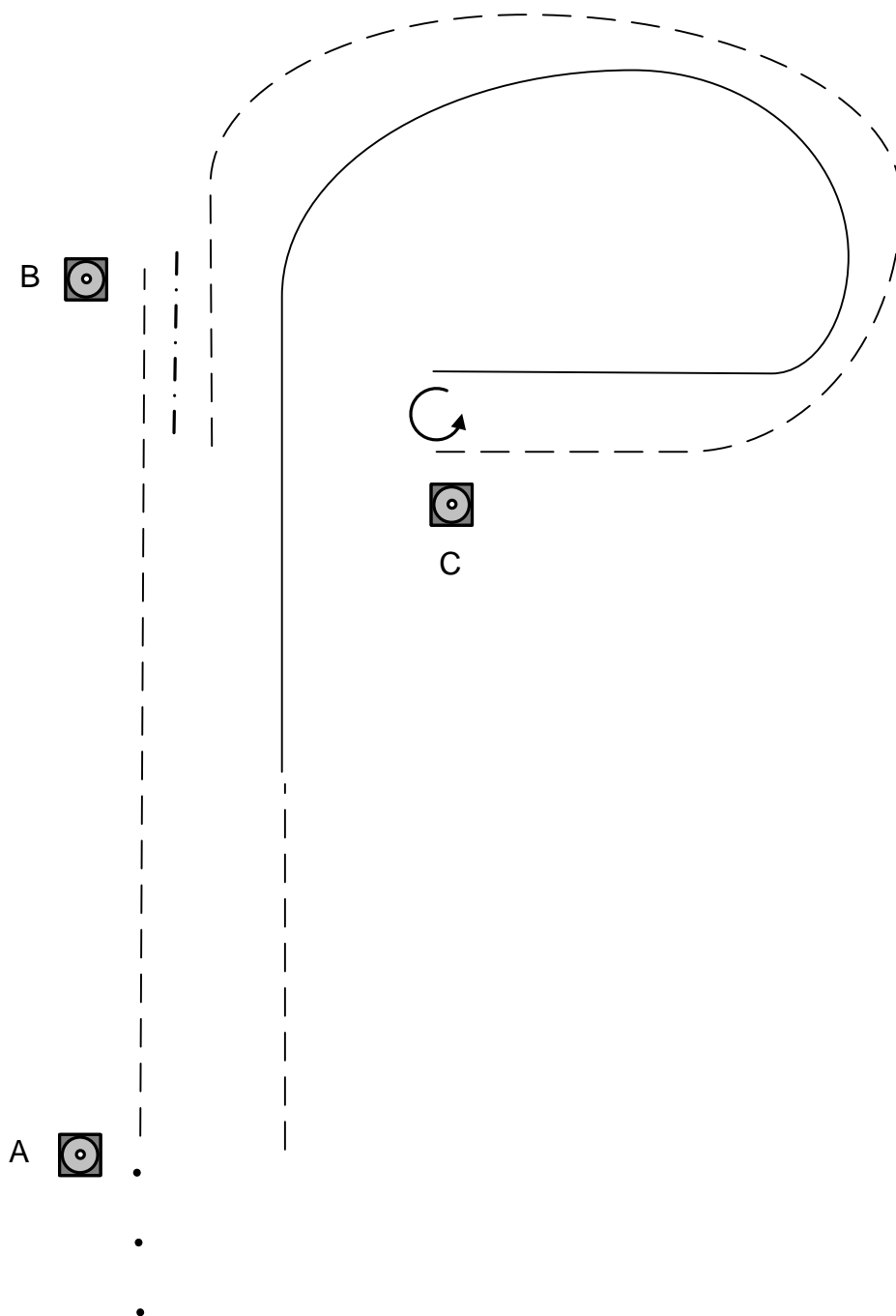
1. Walk to A
2. Jog to B
3. At B walk and walk to C as shown
4. At C stop and backup some passes then walk
5. At C jog towards A
6. Before A back to walk
7. Stop at A and hesitate

- • • Walk
- — — Jog
- Lope
- · - · - Backup
- ↻ Turn
- › › Sidepass



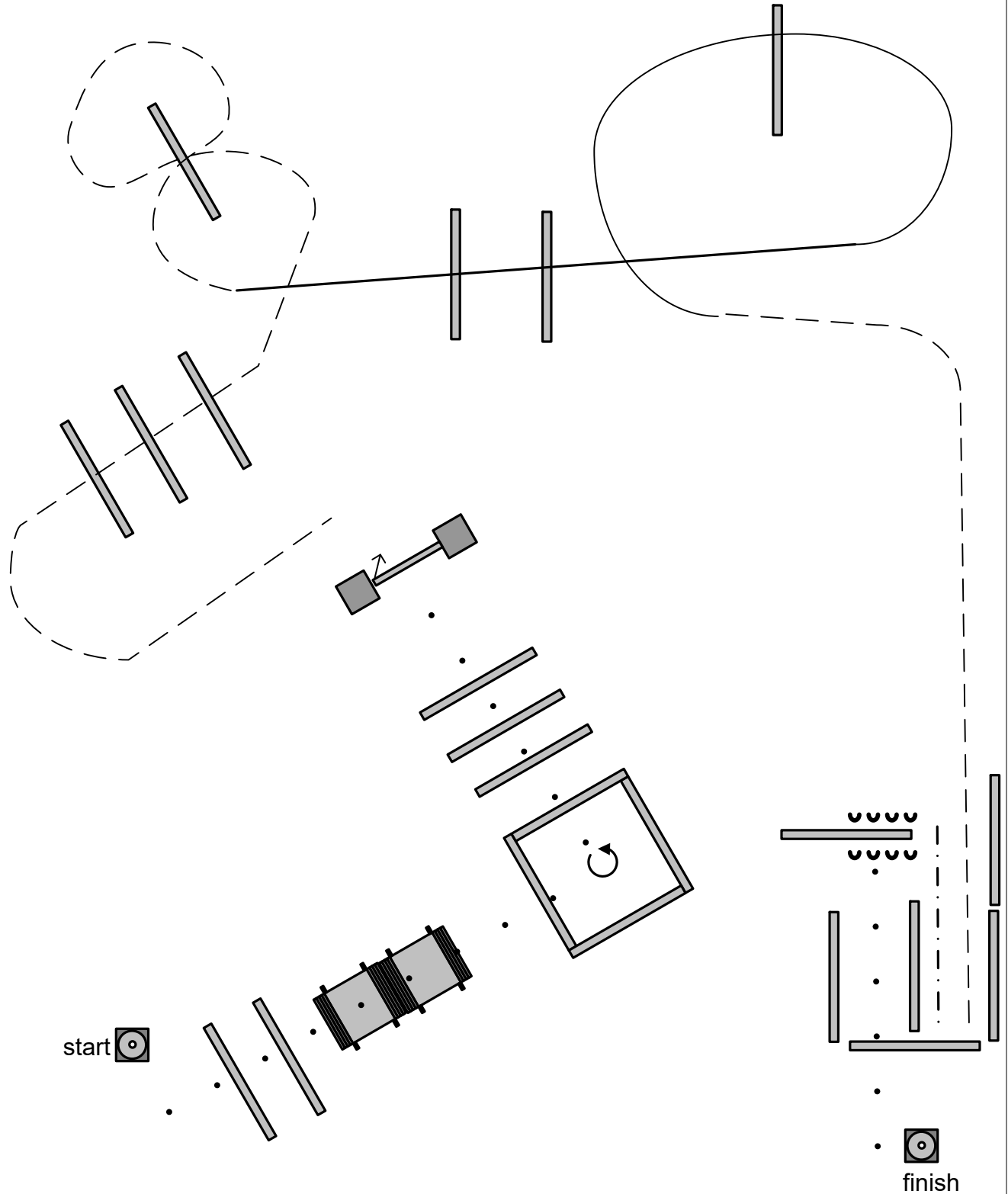
1. Walk to A
2. Jog to B, stop and backup 1 horselength
3. Turn 360° right and hesitate
4. Jog some passes en lope  $\frac{3}{4}$  circle in right lead
5. Before C back to jog and jog towards A
6. Before A back to walk and walk to A
7. Stop at A and hesitate

· · ·	<b>Walk</b>
— — —	<b>Jog</b>
————	<b>Lope</b>
- · - · -	<b>Backup</b>
↻	<b>Turn</b>
⋈ ⋈	<b>Sidepass</b>




1. Walk to A
2. Jog to B, stop and backup 1 horselength
3. Jog to C as shown
4. At C stop, turn 540° (1½) left and hesitate
5. Lope left lead around C as shown
6. Between C and A and back to jog
7. Stop at A

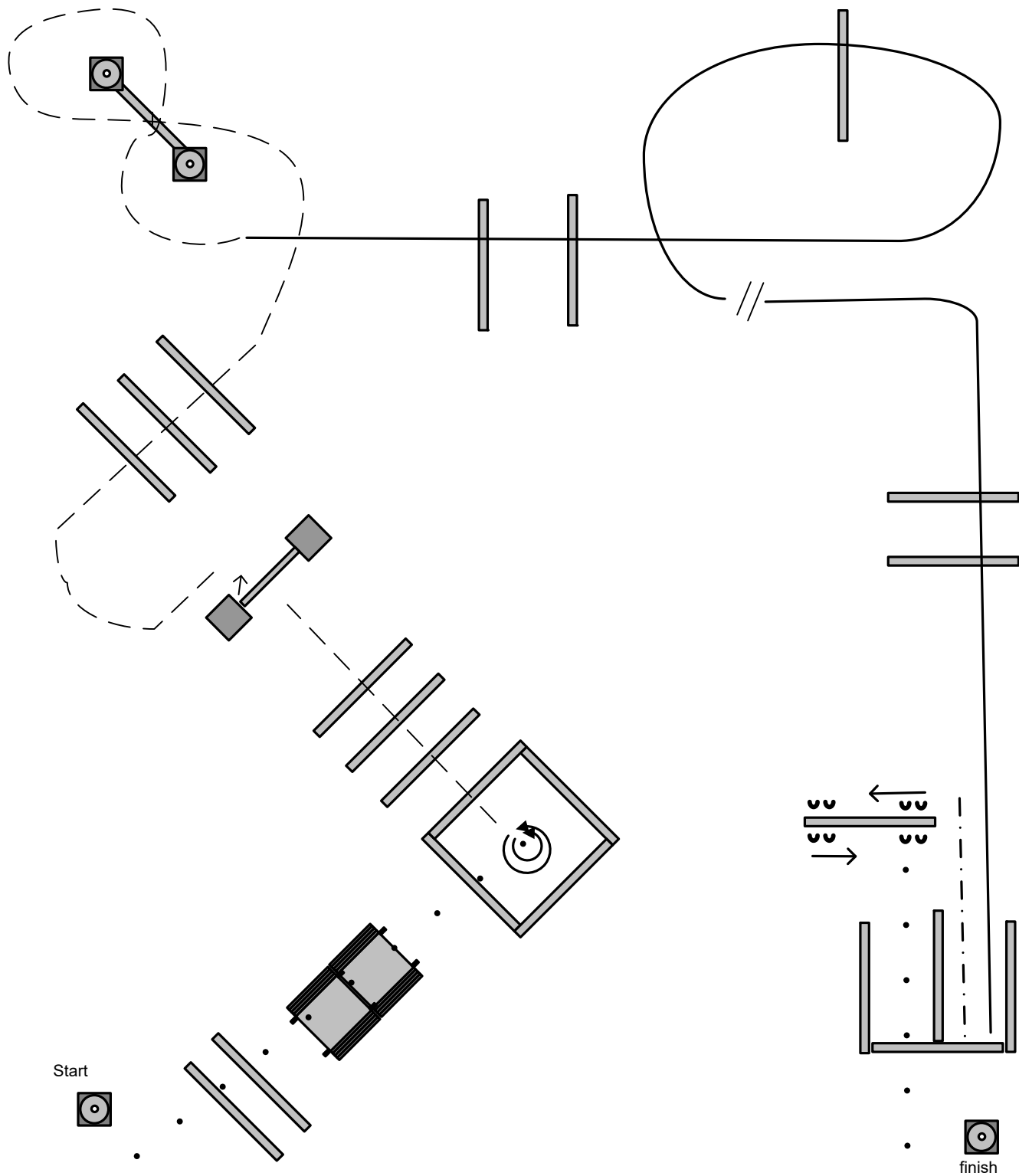
- • • **Walk**
- - - **Jog**
- **Lope**
- · - · - **Backup**
- ↻ **Turn**
- › › **Sidepass**



1. Walk over logs and over bridge
2. Walk in square and turn 90° (¼) left
3. Walk out and over logs
4. Work gate with left hand
5. Then trot and trot over logs
6. Trot figure 8 over log
7. Lope left lead over logs
8. Back to trot and trot in shutt
9. Backup and sidepass over log
10. Walk through shutt to finish

- • • **Walk**
- - - **Jog**
- **Lope**
- · - · **Backup**
- ↻ **Turn**
- › › **Sidepass**



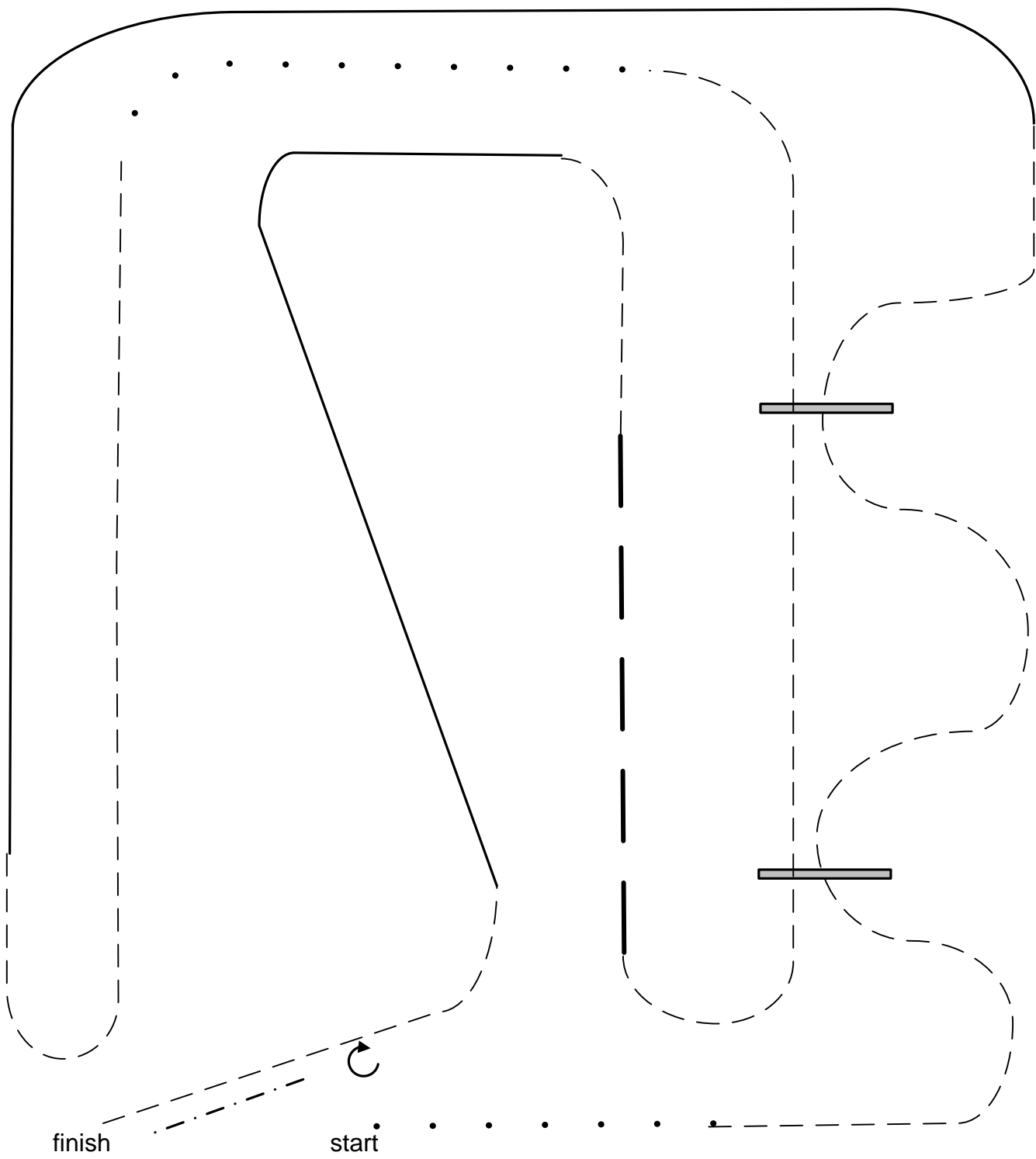


1. Walk over logs and over bridge
2. Walk in square and turn 45° (1¼) left
3. Trot out and over logs
4. Work gate with left hand
5. Then trot and trot over logs
6. Trot figure 8 over elevated log
7. Canter left lead over logs
8. Lead change (simple or flying) and canter over logs in shute
9. Stop, backup then sidepass over log first right then left
10. Walk through shute to finish

- • • Walk
- - - Jog
- Lope
- · - · Backup
- ↻ Turn
- » » Sidepass


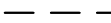










1. Walk
2. Trot serpentine over logs
3. Lope left lead
4. Trot
5. Walk
6. Trot over logs

7. Extended trot
8. Trot
9. Lope left lead
10. Trot
11. Backup
12. Turn L then R 360°

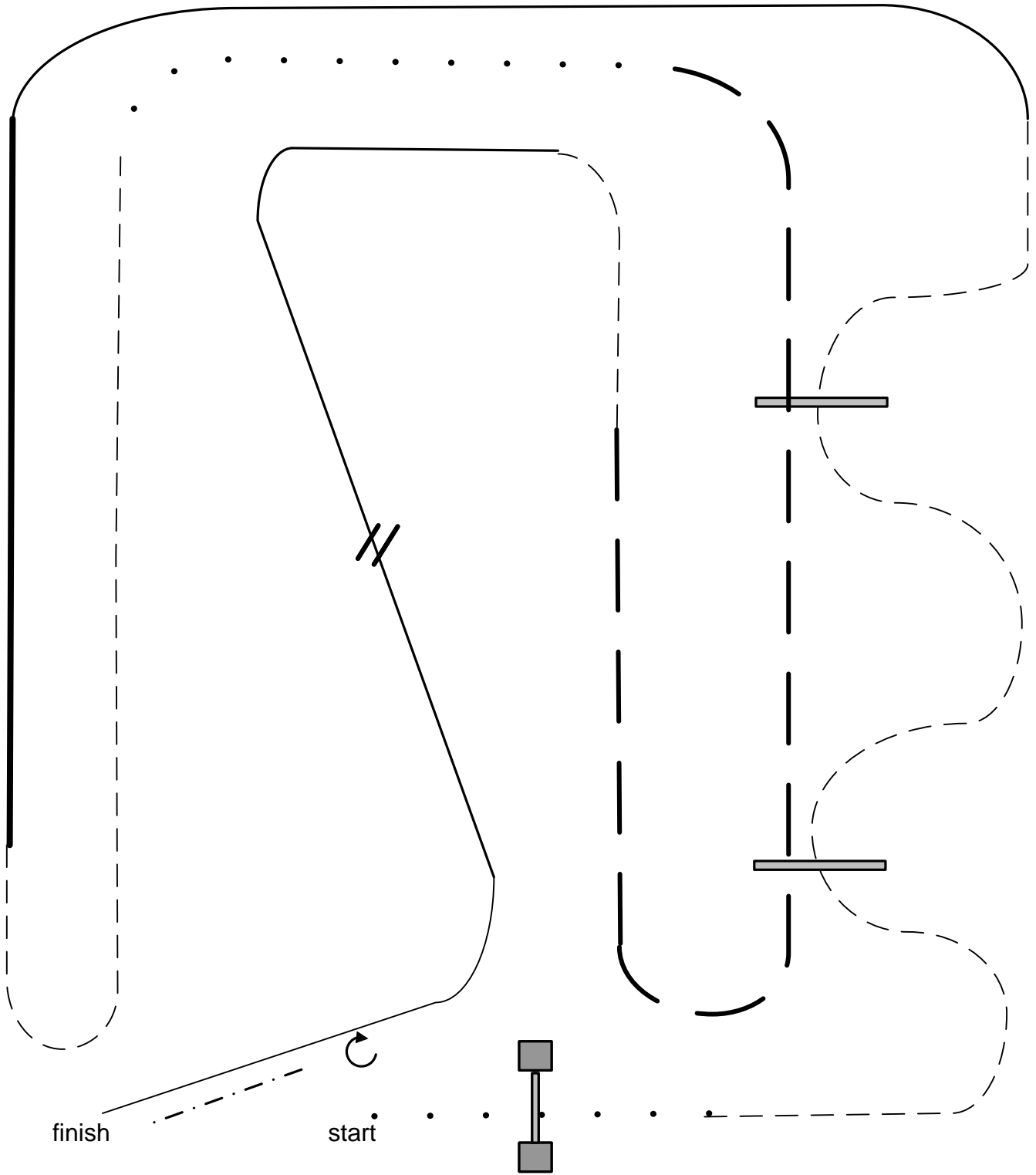
-  Walk
-  Jog
-  Lope
-  Backup
-  Turn
-  Sidepass



**D.A.W.R.A.**  
Dutch Arabian Western Riding Association



**RANCH RIDING**  
**Amateur/Open**  
**Summer Show 7 juli 2024**



1. Walk through gate
2. Trot serpentine over logs
3. Lope left lead
4. Extended lope
5. Trot
6. Walk
7. Extended trot over logs

8. Trot
9. Lope left lead
10. Simple leadchange
11. Lope right lead
12. Stop, backup
13. Turn L then R both 360°

- • • Walk
- - - Jog
- — — Lope
- · - · - Backup
- ↻ Turn
- › › Sidepass