



Allround Arabian Festival

27-28 Mei, 2023

Hippisch Centrum de Achterhoek
Dinxperlosestraatweg 122a te IJzerlo (Aalten)

PATTERNS



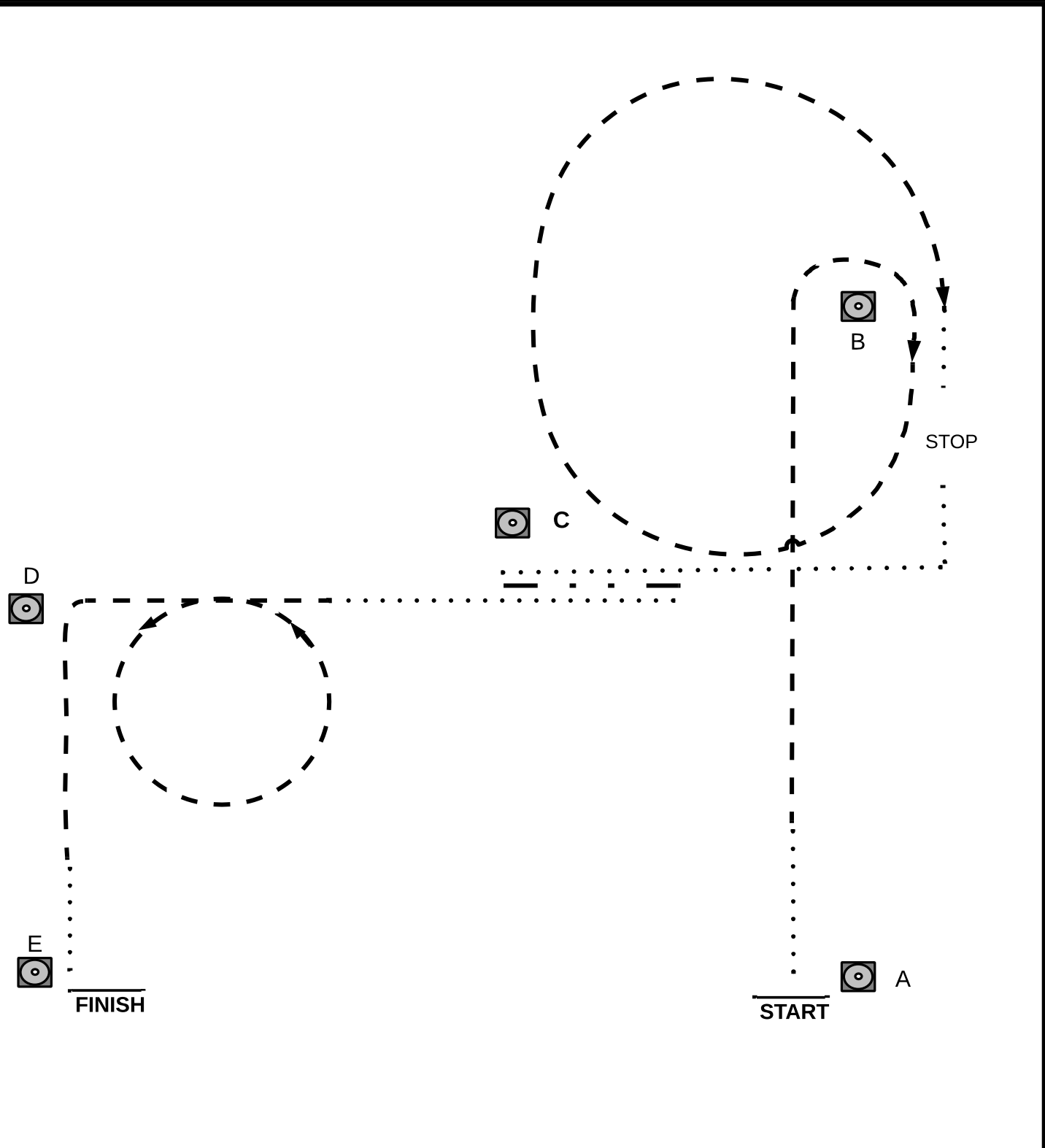
D.A.W.R.A.

Dutch Arabian Western Riding Association



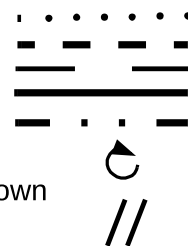
HORSEMANSHIP WALK & JOG

Allround Arabian Festival | 28 Mei 2023



Be ready at A

1. Walk, then jog to and around B
2. Jog large circle to the right, walk
3. Stop and stand still for 5 seconds, walk
4. Walk square corner to C
5. At C stop and back up a few steps
6. Walk, then jog and jog small circle to the left, continue to jog as shown
7. Before E walk and walk to E
8. Exit in a walk



Walk
Jog
Extended Jog
Lope
Backup
Turn
Sidepass

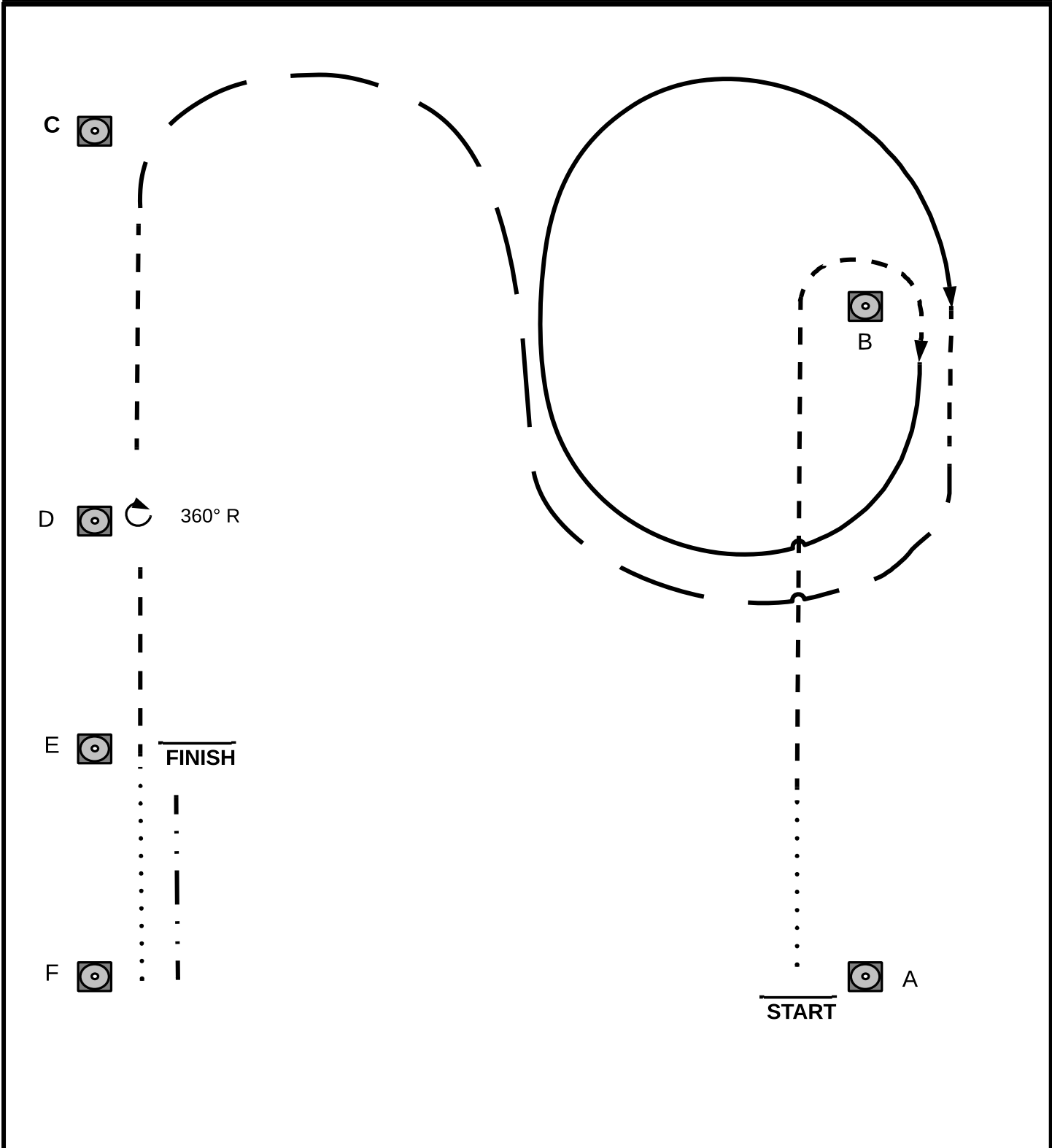


D.A.W.R.A.
Dutch Arabian Western Riding Association



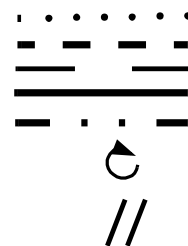
HORSEMANSHIP BEGINNER

Allround Arabian Festival | 28 Mei 2023



Be ready at A

1. Walk then jog, jog to and around B
2. Lope right lead circle
3. Jog, extended jog as shown to C
4. At C jog, jog to D
5. Stop and turn 1 turn right
6. Jog to E, walk to F
7. At F stop and back up a few steps
8. Exit in a walk



Walk
Jog
Extended Jog
Lope
Backup
Turn

Sidepass



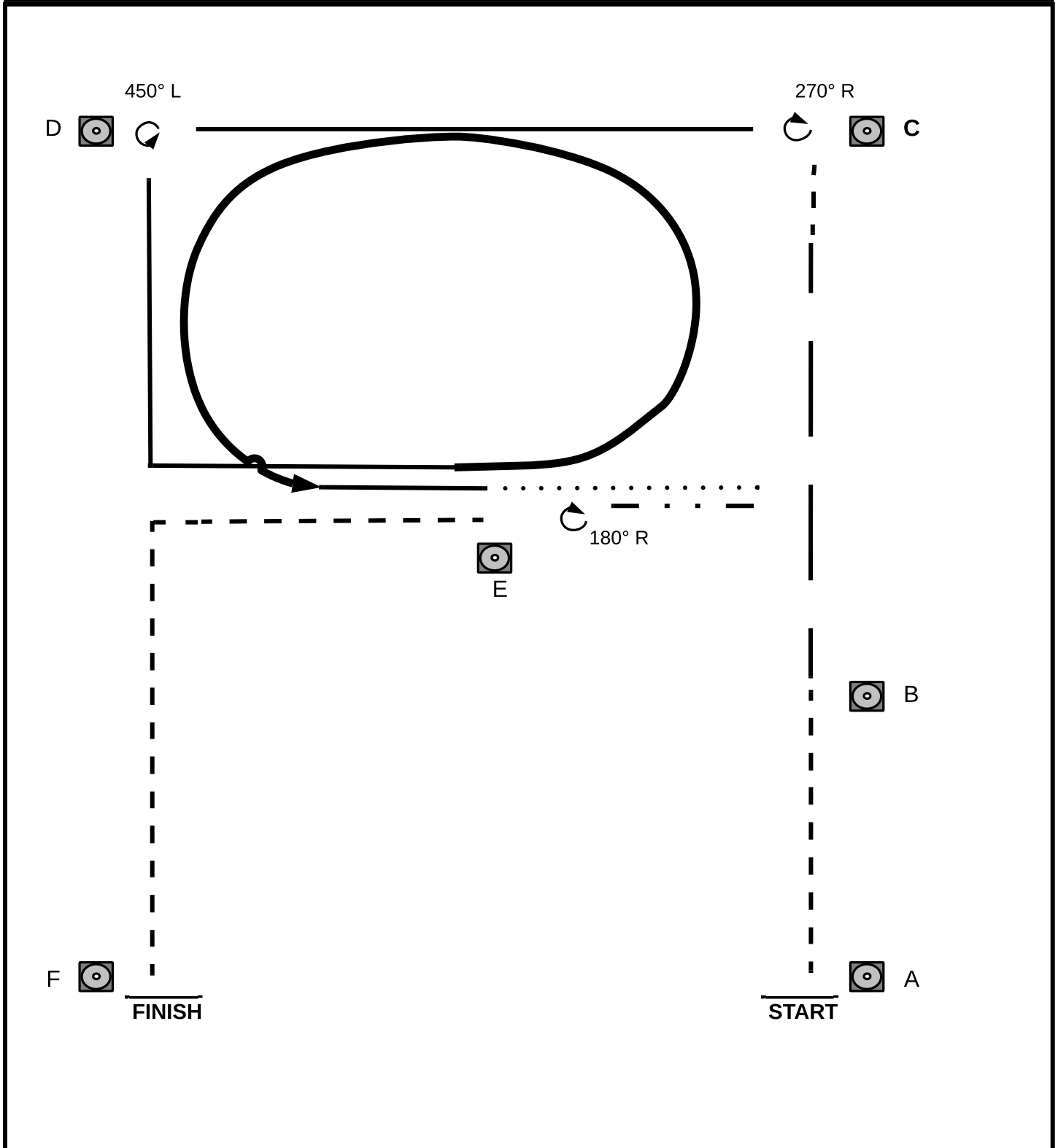
D.A.W.R.A.

Dutch Arabian Western Riding Association



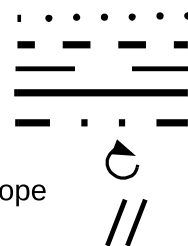
HORSEMANSHIP AMATEUR

Allround Arabian Festival | 28 Mei 2023



Be ready at A

1. Jog to B
2. At B extended jog, back to regular jog to C, stop
3. Turn 3/4 turn right
4. Lope right lead to D, stop
5. Turn 1 1/4 turn left, lope left lead
6. Lope square corner, extended lope around circle, back to regular lope
7. Walk, stop and back up few steps
8. Turn 1/2 turn right, jog
9. Jog square corner and jog to F
10. At F stop and exit in a walk



Walk
Jog
Extended Jog
Lope
Backup
Turn
Sidepass

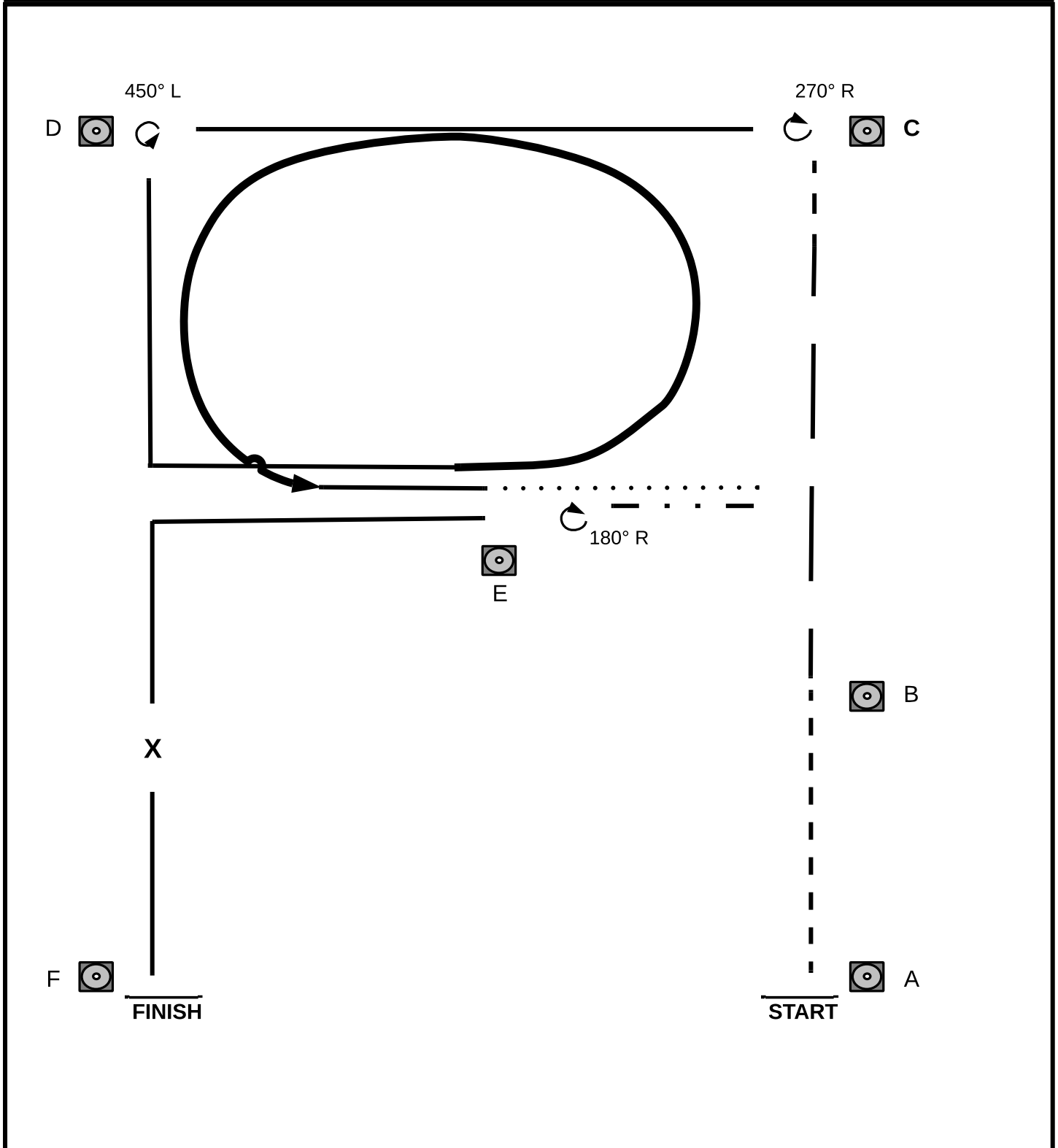


D.A.W.R.A.
Dutch Arabian Western Riding Association



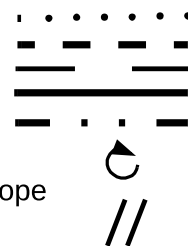
HORSEMANSHIP OPEN

Allround Arabian Festival | 28 Mei 2023



Be ready at A

1. Jog to B
2. At B extended jog, back to regular jog to C, stop
3. Turn 3/4 turn right
4. Lope right lead to D, stop
5. Turn 1 1/4 turn left, lope left lead
6. Lope square corner, extended lope around circle, back to regular lope
7. Walk, stop and back up few steps
8. Turn 1/2 turn right, lope left lead
9. At X perform flying or simple leadchange
10. At F stop and exit in a walk



Walk
Jog
Extended Jog
Lope
Backup
Turn
Sidepass



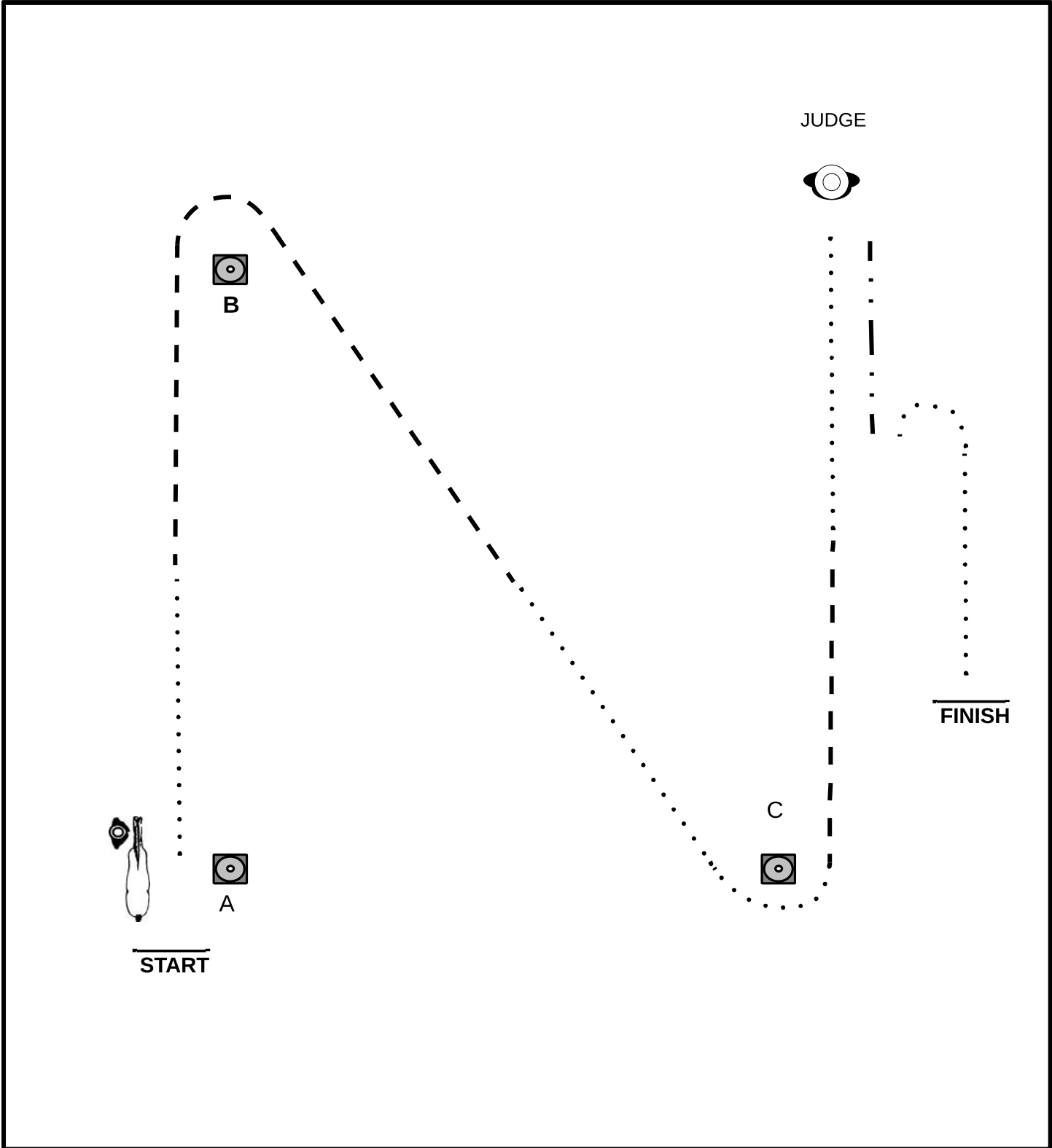
D.A.W.R.A.

Dutch Arabian Western Riding Association



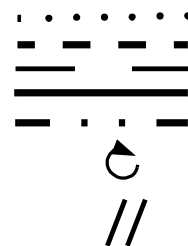
SHOWMANSHIP WALK & JOG

Allround Arabian Festival | 28 Mei 2023

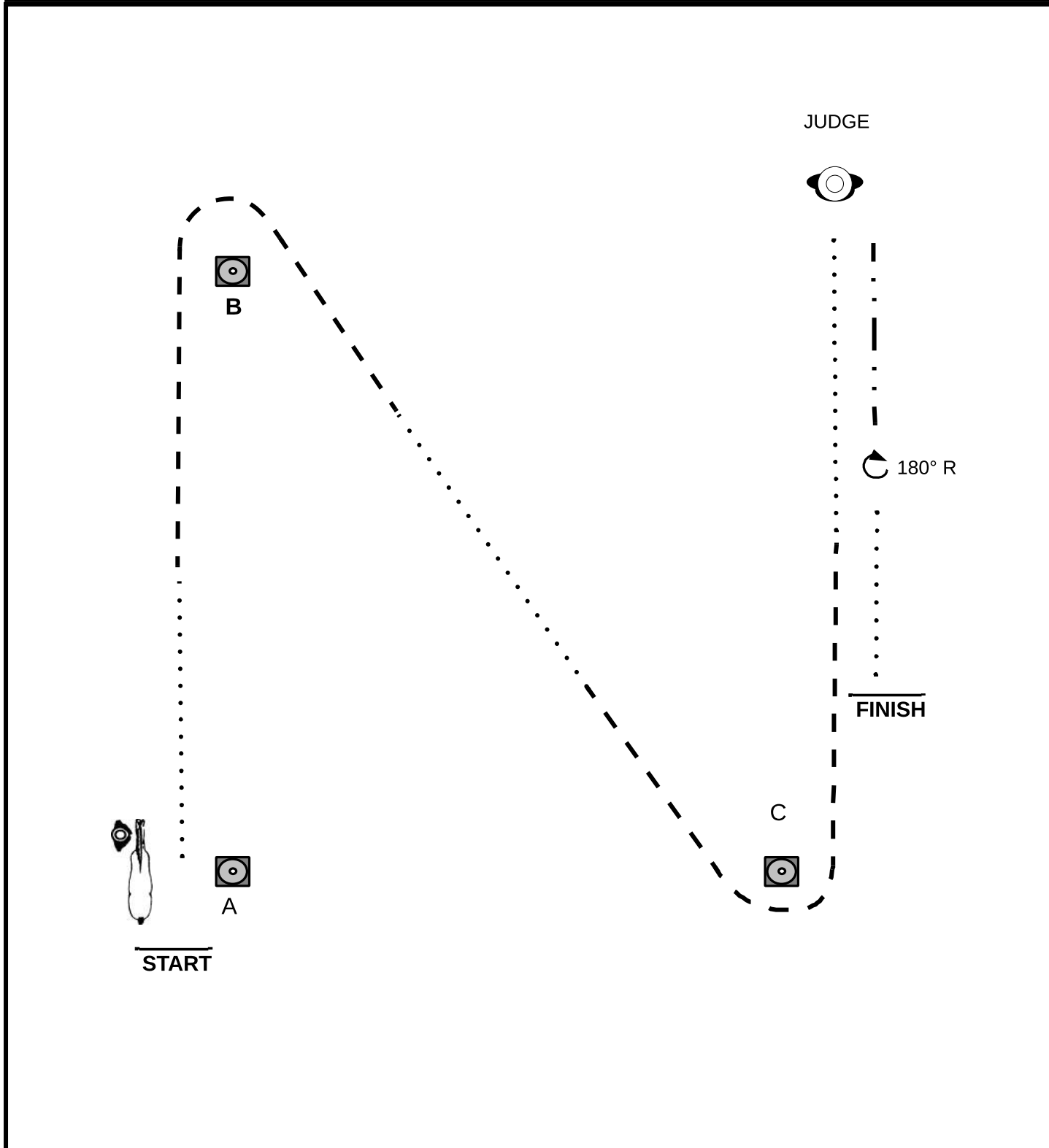


Be ready at A

1. Walk half of the line
2. Jog 1/2 of the line and around B
3. Continue to jog 1/2 of the line
4. Walk 1/2 of the line and around C
5. Jog 1/2 of the line
6. Walk 1/2 of the line
7. Stop and set up for inspection
8. When dismissed, back up a few steps
9. Walk and exit in a walk

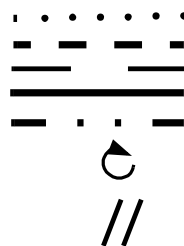


Walk
Jog
Extended Jog
Lope
Backup
Turn
Sidepass



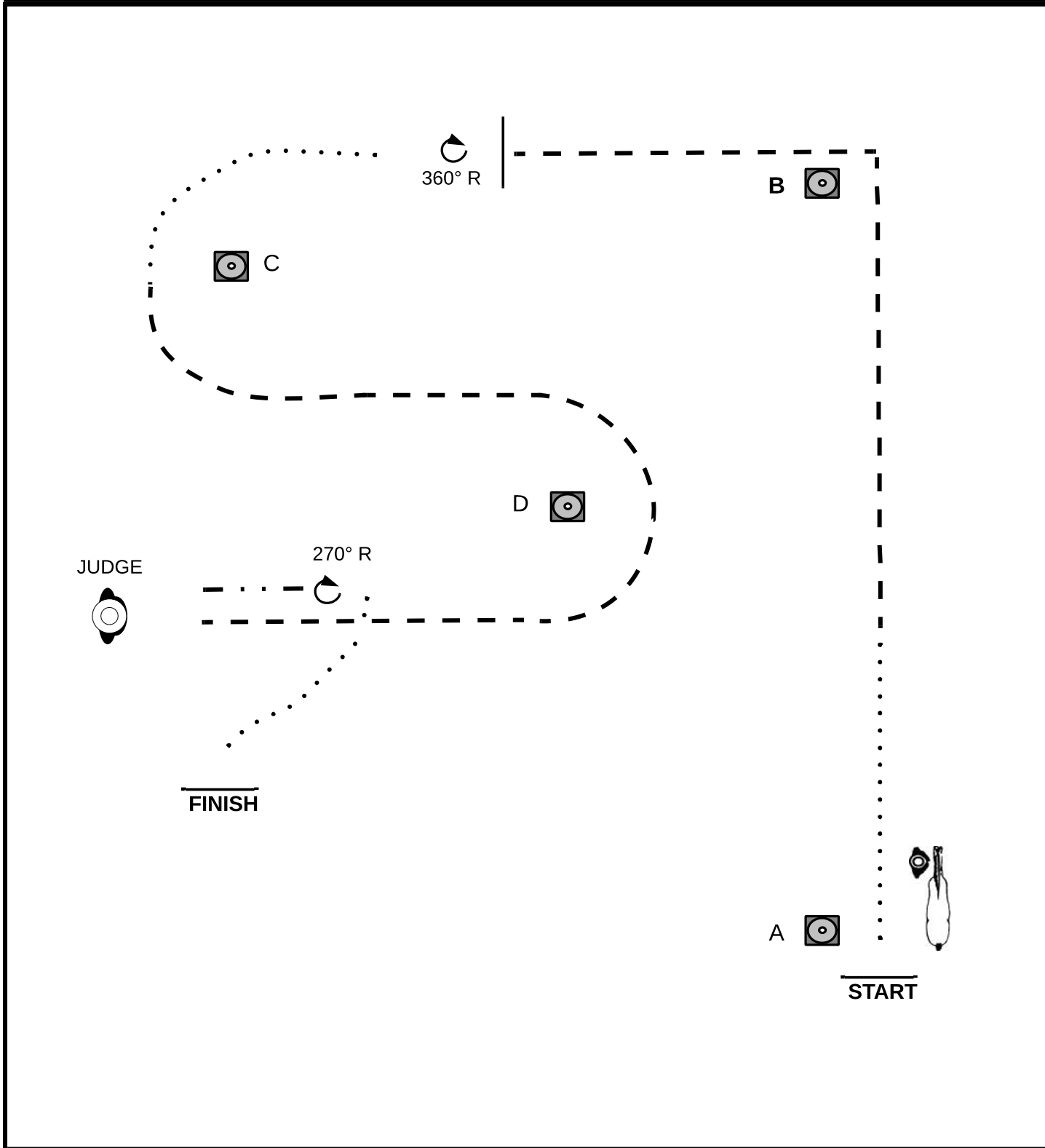
Be ready at A

1. Walk half of the line
2. Jog 1/2 of the line and around B
3. Continue to jog 1/3 of the line, walk 1/3 of the line
4. Jog 1/3 of the line and around C
5. Continue to jog 1/2 of the line
6. Walk 1/2 of the line
7. Stop and set up for inspection
8. When dismissed, back up a few steps
9. Turn 1/2 turn right
10. Walk and exit in a walk



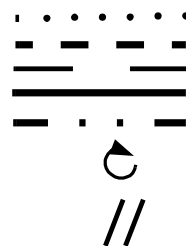
Walk
Jog
Extended Jog
Lope
Backup
Turn

Sidepass



Be ready at A

1. Walk, jog and jog square corner at B
2. About halfway stop and turn 1 turn right.
3. Walk to C, then jog serpentine as shown
4. Stop and set up for inspection
5. When dismissed, back up a few steps
6. Turn 3/4 turn right
7. Walk and exit in a walk



Walk
Jog
Extended Jog
Lope
Backup
Turn
Sidepass

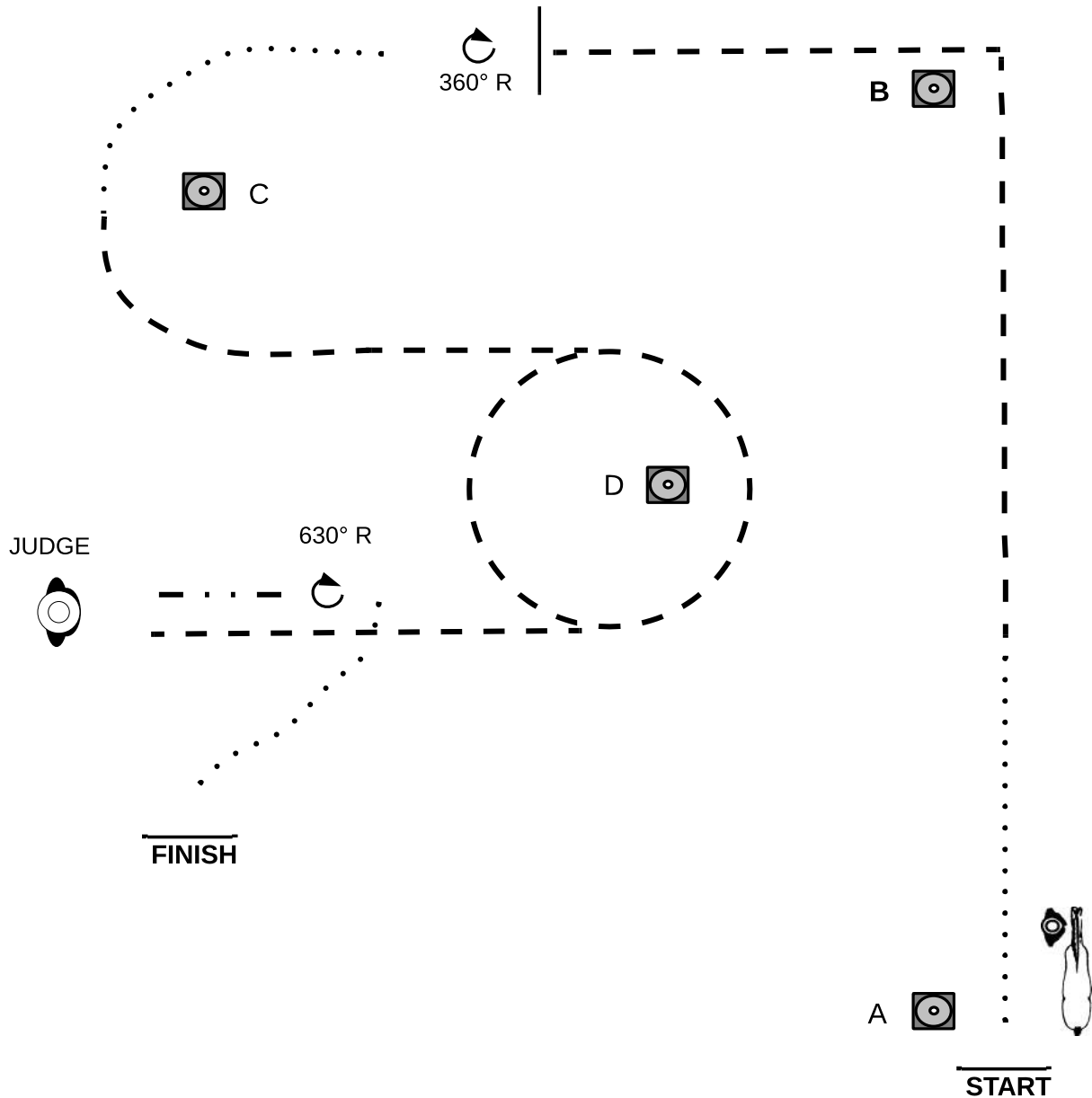


D.A.W.R.A.
Dutch Arabian Western Riding Association



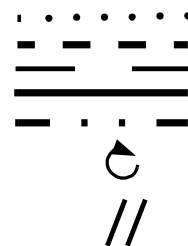
SHOWMANSHIP OPEN

Allround Arabian Festival | 28 Mei 2023

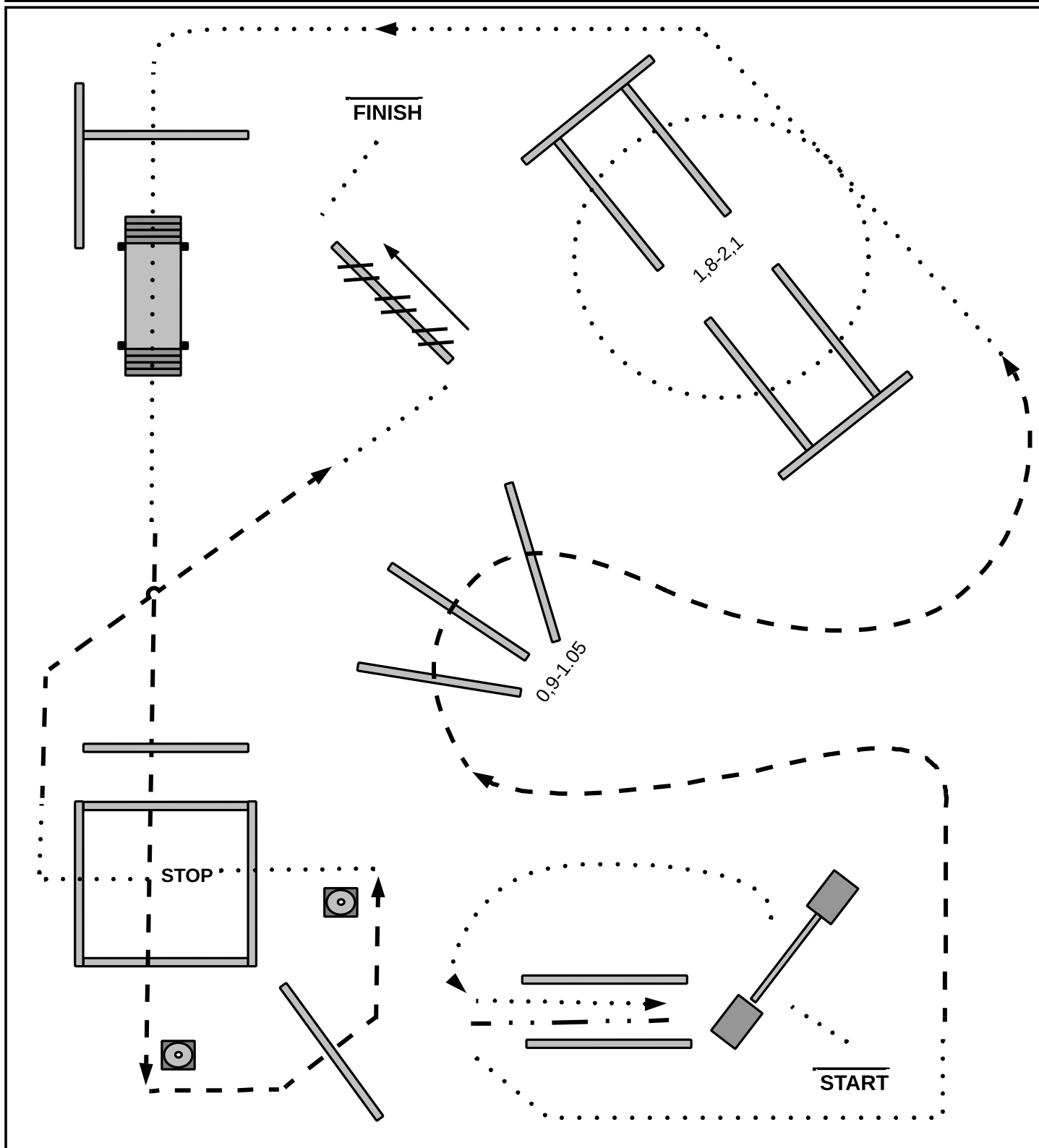


Be ready at A

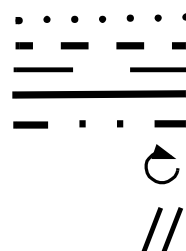
1. Walk, jog and jog square corner at B
2. About halfway stop and turn 1 turn right.
3. Walk to C, then jog and jog circle around D to the right
4. Continue to jog, stop and set up for inspection
5. When dismissed, back a few steps
6. Turn 1 3/4 turn right
7. Walk and exit in a walk



Walk
Jog
Extended Jog
Lope
Backup
Turn
Sidepass



1. Work gate (right hand push - do not close gate)
2. Walk into chute and back up between poles
3. Walk, then jog
4. Jog over poles, walk
5. Walk circle over poles, continue to walk
6. Walk over pole and bridge
7. Jog over poles, walk and into box
8. Stop and wait for 5 seconds. walk out of box
9. Jog, walk, stop and sidepass left.
10. Exit in a walk



Walk
Jog
Extended Jog
Lope
Backup
Turn
Sidepass



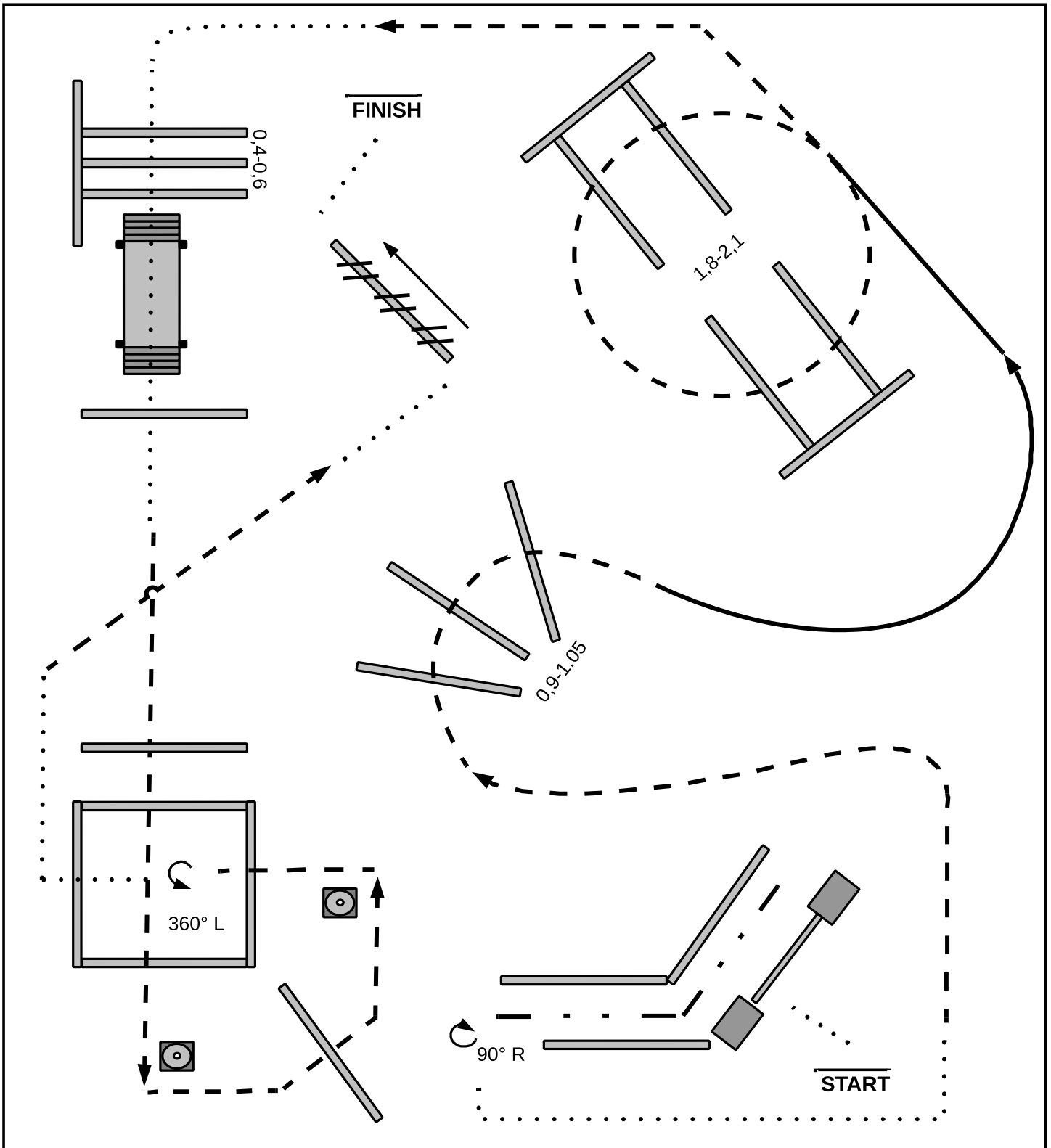
D.A.W.R.A.

Dutch Arabian Western Riding Association

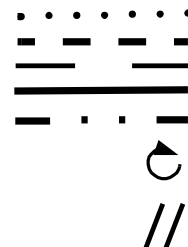


TRAIL BEGINNER

Allround Arabian Festival | 28 Mei 2023



1. Work gate (right hand push)
2. Back up between poles
3. Turn 1/4 turn right, walk, then jog
4. Jog over poles, left lead lope
5. Jog, jog circle over poles, continue jog
6. Walk, walk over poles and bridge
7. Jog over poles and into box
8. Stop and turn 1 turn left, walk out of box
9. Walk, jog walk, stop and sidepass left.
10. Exit in a walk



Walk
Jog
Extended Jog
Lope
Backup
Turn
Sidepass



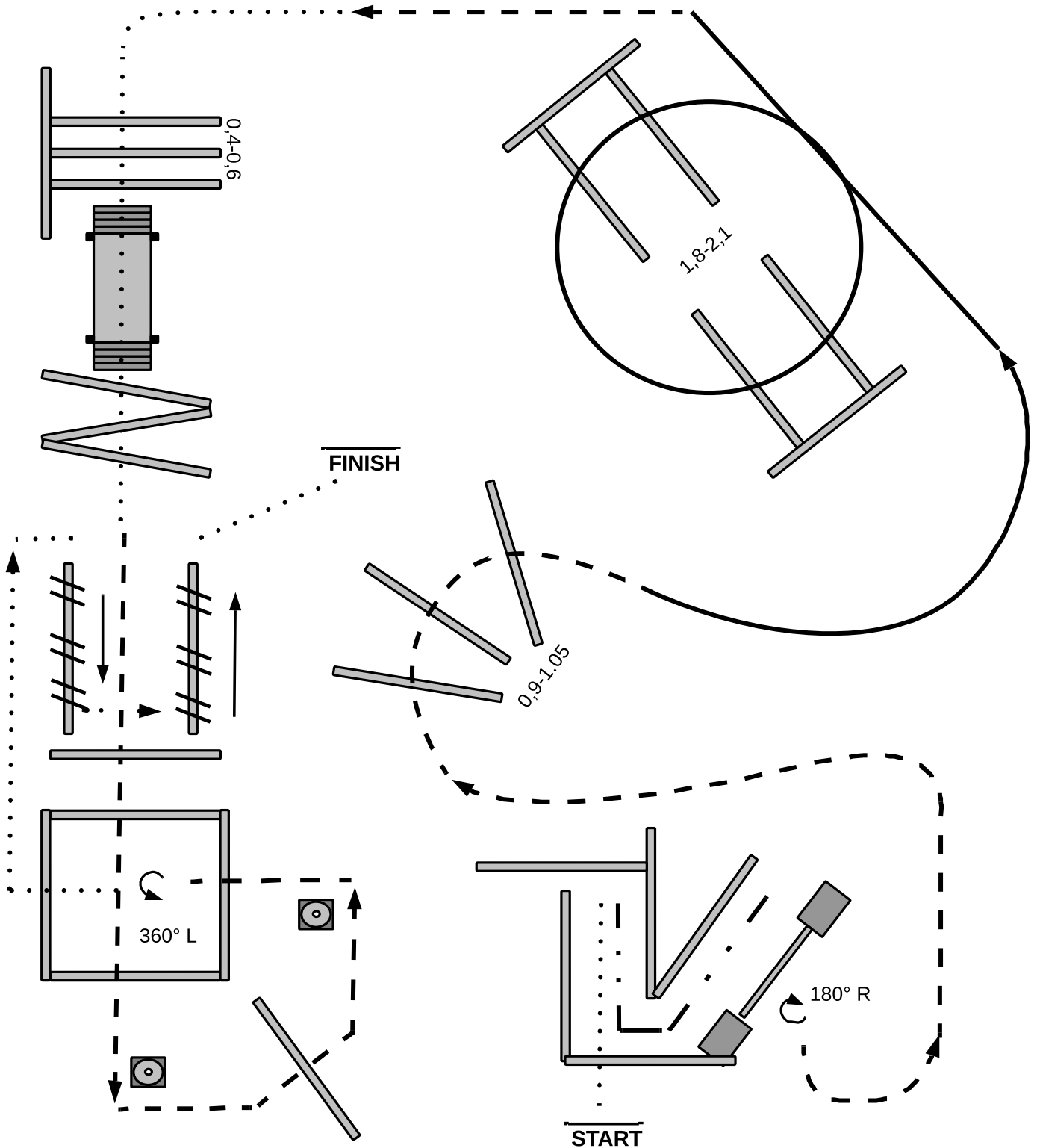
D.A.W.R.A.

Dutch Arabian Western Riding Association

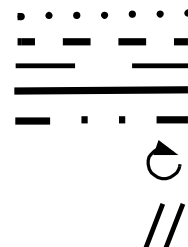


TRAIL AMATEUR

Allround Arabian Festival | 28 Mei 2023



1. Walk into shute, stop, back up through shute around corner
2. Work gate (left hand push)
3. Turn 1/2 turn right, jog
4. Jog over poles
5. Lope left lead, lope circle over poles
6. Jog then walk, walk over poles and over bridge
7. Jog, jog over poles
8. Jog into box, stop, turn 1 turn left
9. Walk out of box, sidepass right
10. Walk forward a few steps and sidepass left.
11. Exit in a walk



Walk
Jog
Extended Jog
Lope
Backup
Turn

Sidepass



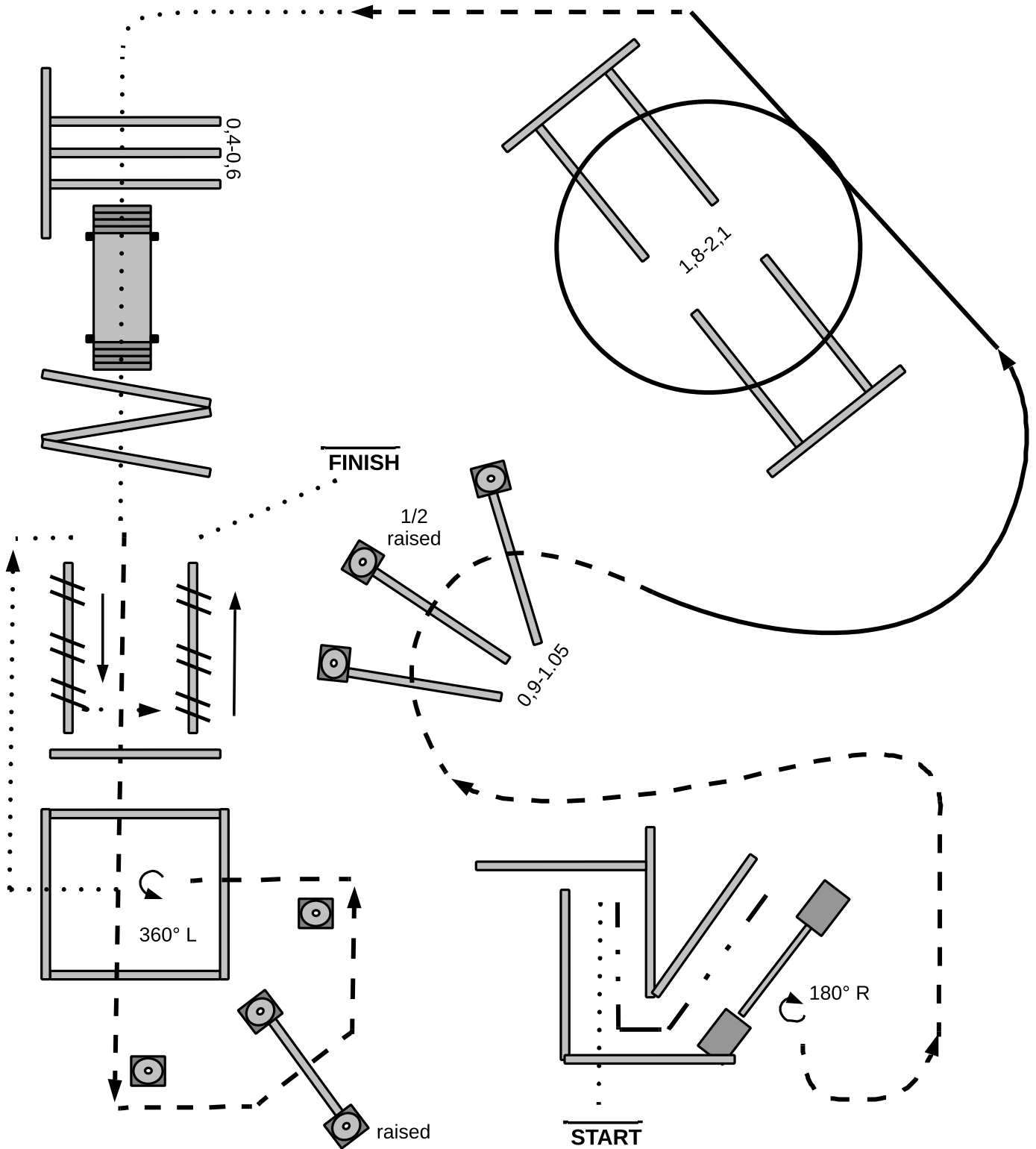
D.A.W.R.A.

Dutch Arabian Western Riding Association

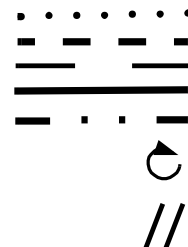


TRAIL OPEN

Allround Arabian Festival | 28 Mei 2023



1. Walk into shute, stop, back up through shute around corner
2. Work gate (left hand push)
3. Turn 1/2 turn right, jog
4. Jog over poles
5. Lope left lead, lope circle over poles
6. Jog then walk, walk over poles and over bridge
7. Jog, jog over poles
8. Jog into box, stop, turn 1 turn left
9. Walk out of box, sidepass right
10. Walk forward a few steps and sidepass left.
11. Exit in a walk



Walk
Jog
Extended Jog
Lope
Backup
Turn

Sidepass

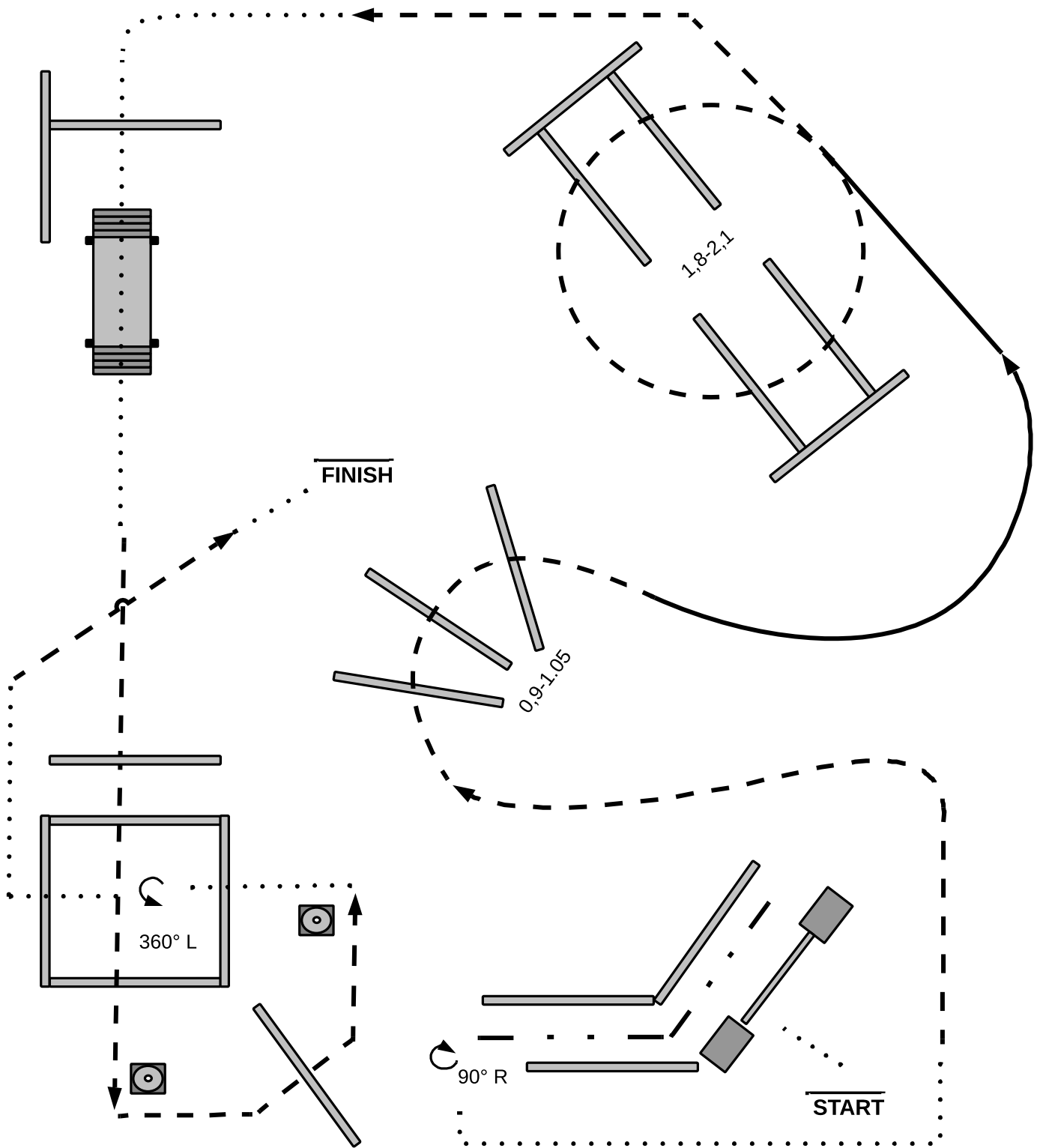


D.A.W.R.A.
Dutch Arabian Western Riding Association

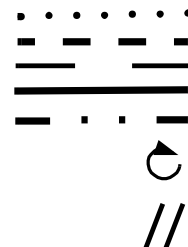


TRAIL ARABISSIMO

Allround Arabian Festival | 28 Mei 2023



1. Work gate (right hand push)
2. Back up between poles
3. Turn 1/4 turn right, walk, then jog
4. Jog over poles, left lead lope
5. Jog, jog circle over poles, continue jog
6. Walk, walk over pole and bridge
7. Jog over poles, walk and walk into box
8. Stop and turn 1 turn left, walk out of box
9. Walk, jog walk
10. Exit in a walk



Walk
Jog
Extended Jog
Lope
Backup
Turn
Sidepass

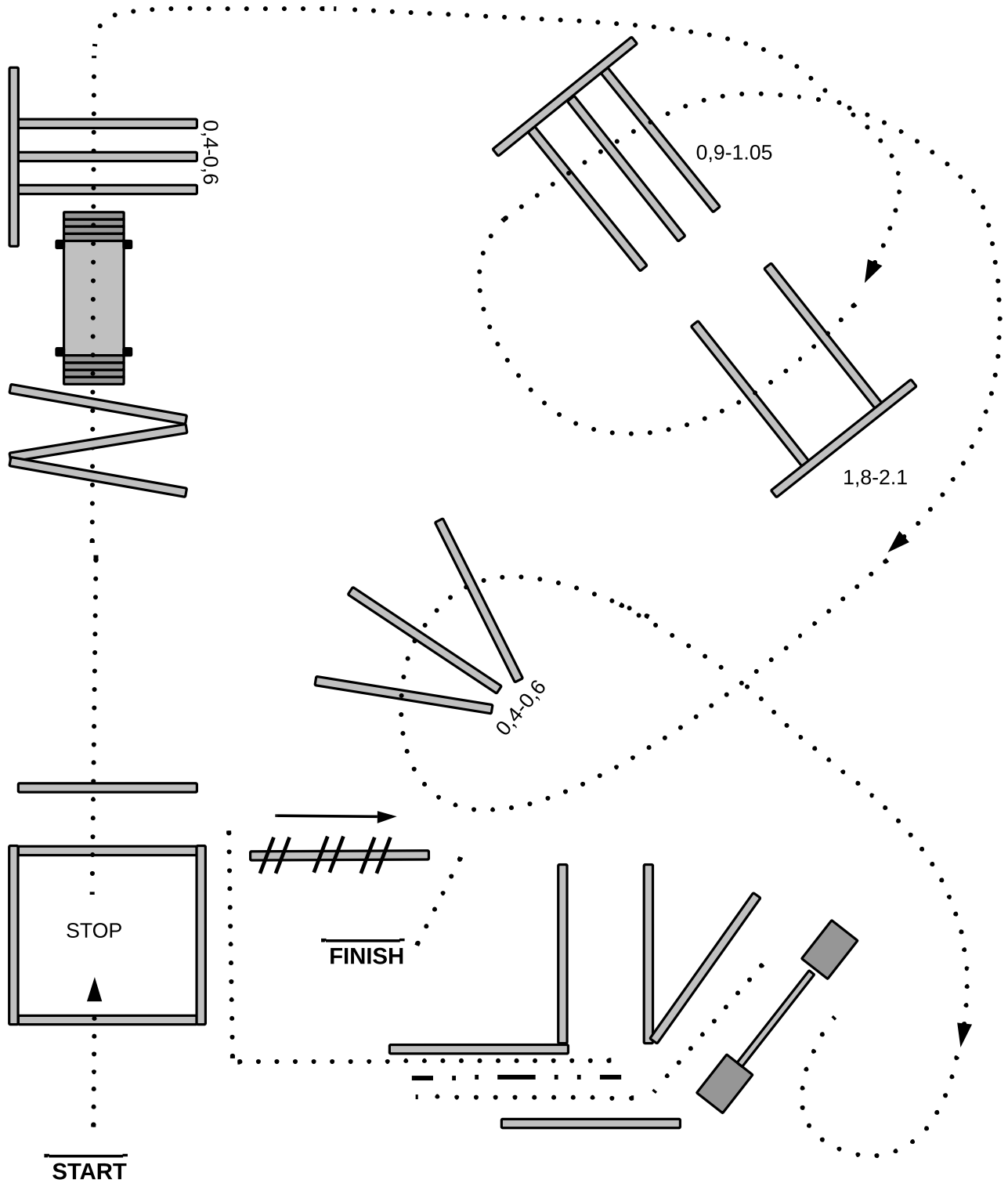


D.A.W.R.A.
Dutch Arabian Western Riding Association

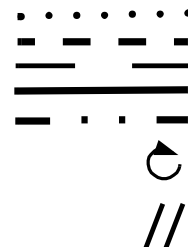


TRAIL IN HAND INSTAPKLASSE WALK

Allround Arabian Festival | 28 Mei 2023



1. Walk into box, stop and wait 5 seconds, walk forward over pole
2. Walk over poles and over bridge
3. Walk over poles
4. Continue to walk and walk over poles,
5. Walk, stop and work gate (left hand push - Do Not close gate)
6. Walk through chute, stop and back up few steps
7. Walk, stop and sidepass right
8. Exit in a walk



Walk
Jog
Extended Jog
Lope
Backup
Turn
Sidepass



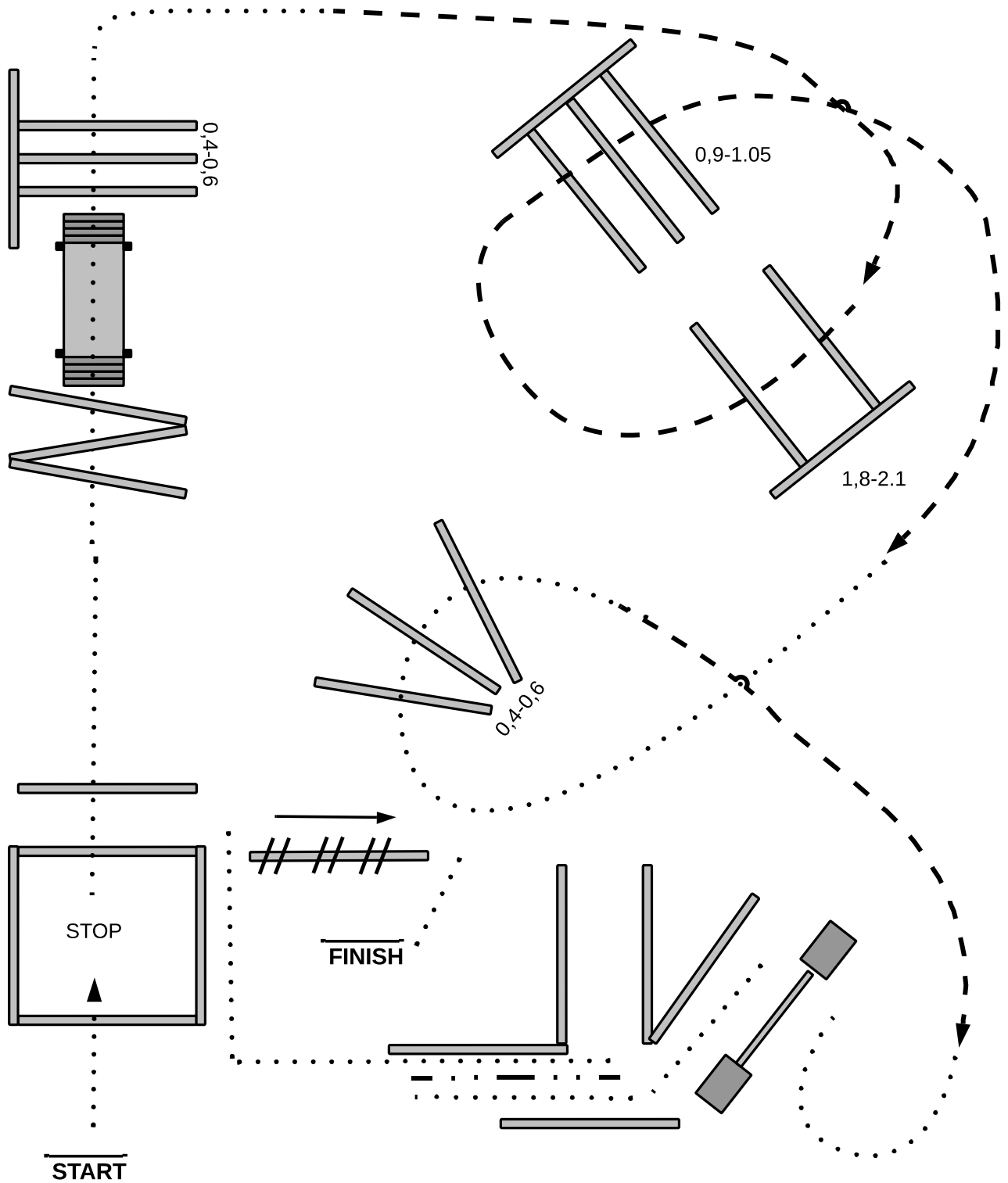
D.A.W.R.A.

Dutch Arabian Western Riding Association

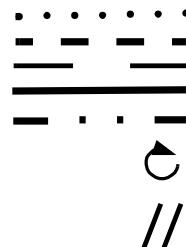


TRAIL IN HAND WALK & JOG

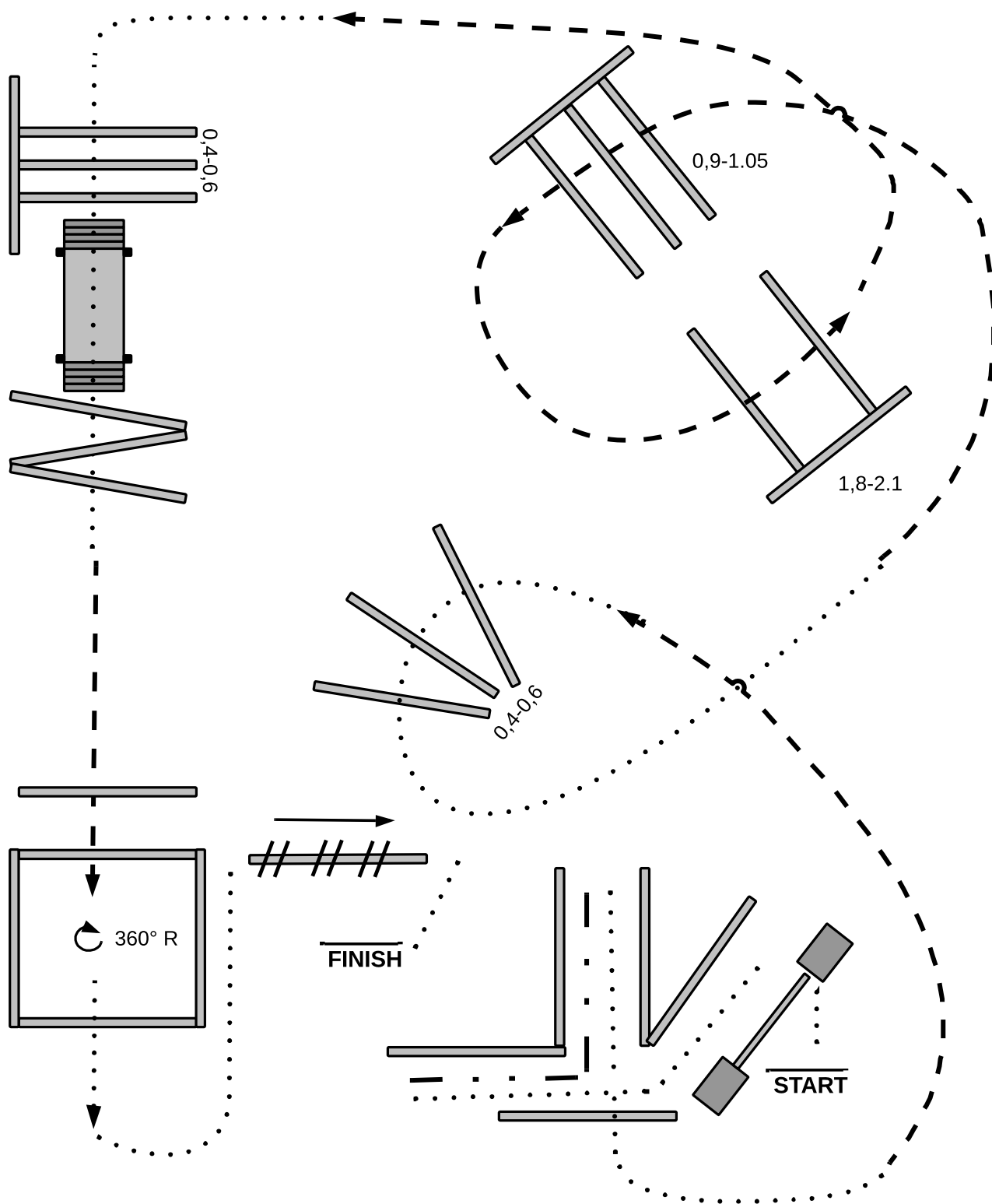
Allround Arabian Festival | 28 Mei 2023



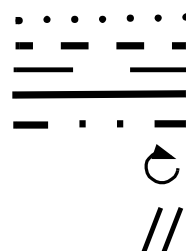
1. Walk into box, stop and wait 5 seconds, walk forward over pole
2. Walk over poles and over bridge
3. Jog and jog over poles
4. Walk and walk over poles, then jog
5. Walk, stop and work gate (left hand push - Do Not close gate)
6. Walk through chute, stop and back up few steps
7. Walk, stop and sidepass right
8. Exit in a walk



Walk
Jog
Extended Jog
Lope
Backup
Turn
Sidepass



1. Work gate (left hand push)
2. Walk forward through shute
3. Stop and back up through L
4. Walk over pole, jog
5. Walk and walk over poles
6. Jog, jog over poles
7. Walk, walk over poles and bridge
8. Jog, jog into box, stop, turn 1 turn right
9. Walk out of box as shown and sidepass right
10. Exit in a walk



Walk
Jog
Extended Jog
Lope
Backup
Turn
Sidepass



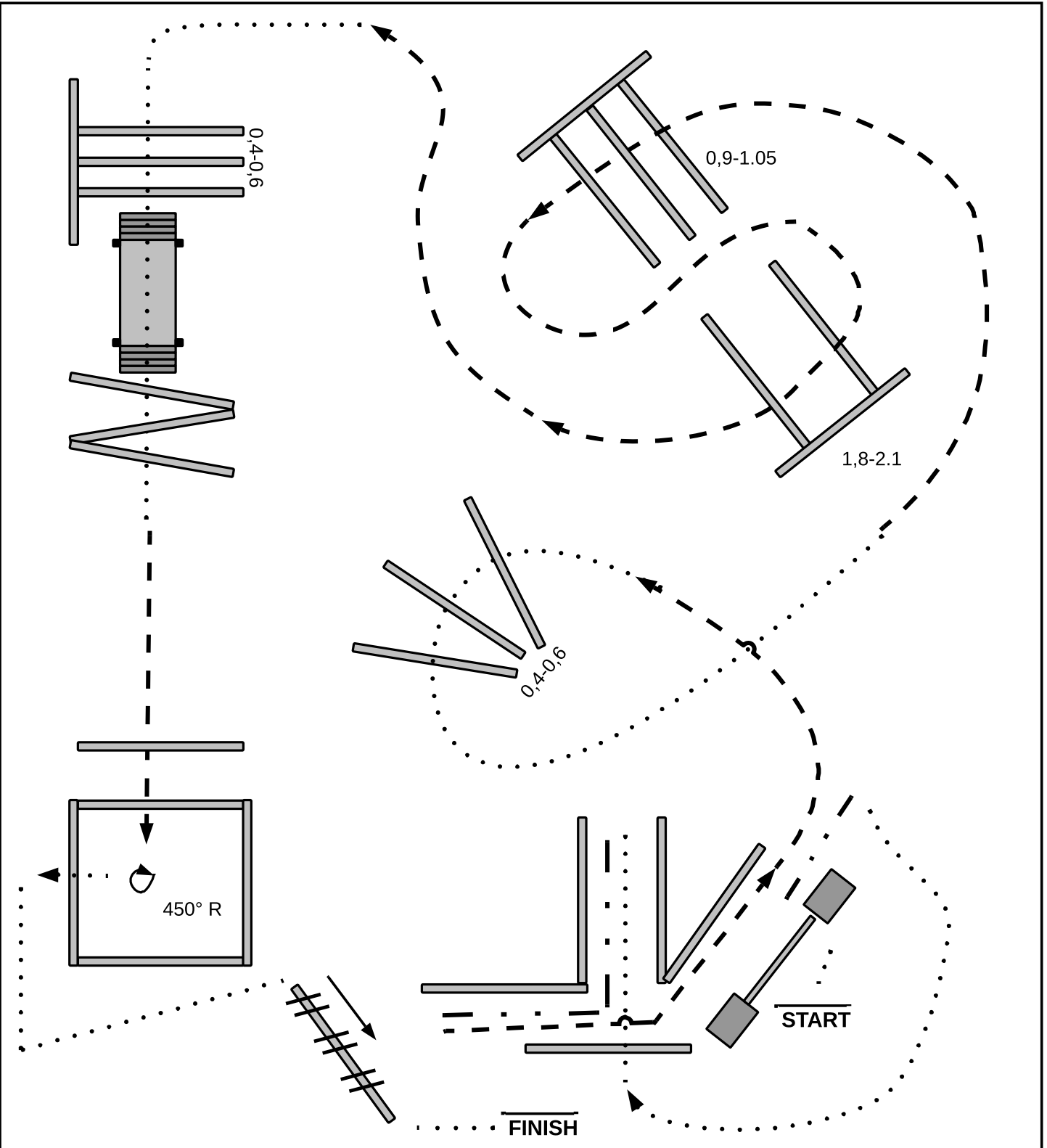
D.A.W.R.A.

Dutch Arabian Western Riding Association

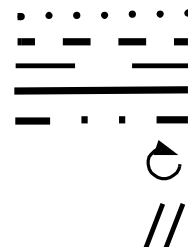


TRAIL IN HAND AMATEUR

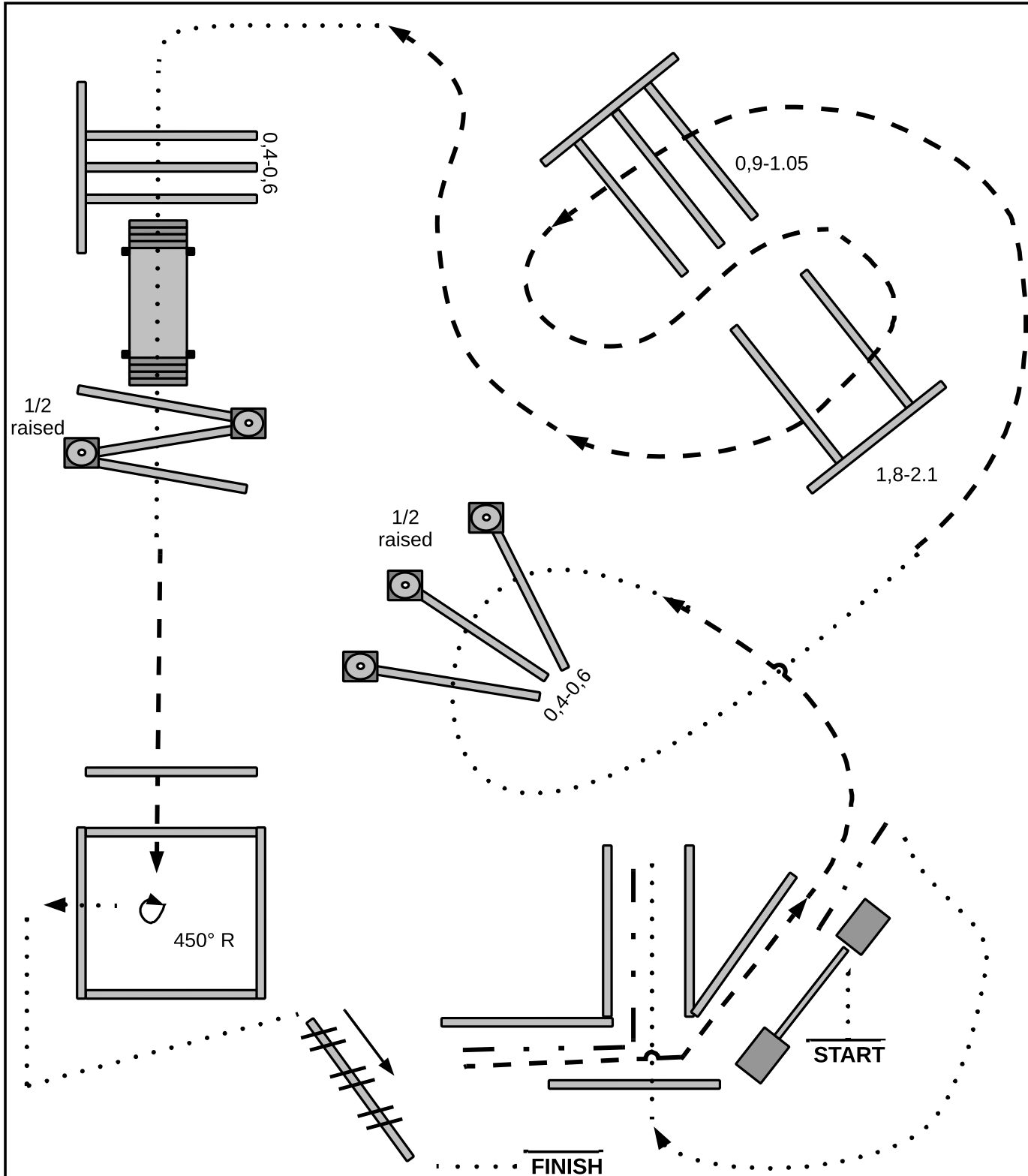
Allround Arabian Festival | 28 Mei 2023



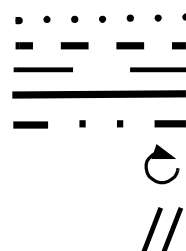
1. Work gate (left hand push)
2. Back up and walk around gate and into shute
3. Back up through L
4. Jog through shute, walk, walk over poles
5. Jog and jog serpentine over poles
6. Walk and walk over poles and over bridge
7. Jog, jog over poles
8. Jog into box, stop, turn 1 1/4 turn right
9. Walk out of box as shown and sidepass right
10. Exit in a walk



Walk
Jog
Extended Jog
Lope
Backup
Turn
Sidepass



1. Work gate (left hand push)
2. Back up and walk around gate and into shute
3. Back up through L
4. Jog through shute, walk, walk over poles
5. Jog and jog serpentine over poles
6. Walk and walk over poles and over bridge
7. Jog, jog over poles
8. Jog into box, stop, turn 1 1/4 turn right
9. Walk out of box as shown and sidepass right
10. Exit in a walk



Walk
Jog
Extended Jog
Lope
Backup
Turn
Sidepass



D.A.W.R.A.
Dutch Arabian Western Riding Association



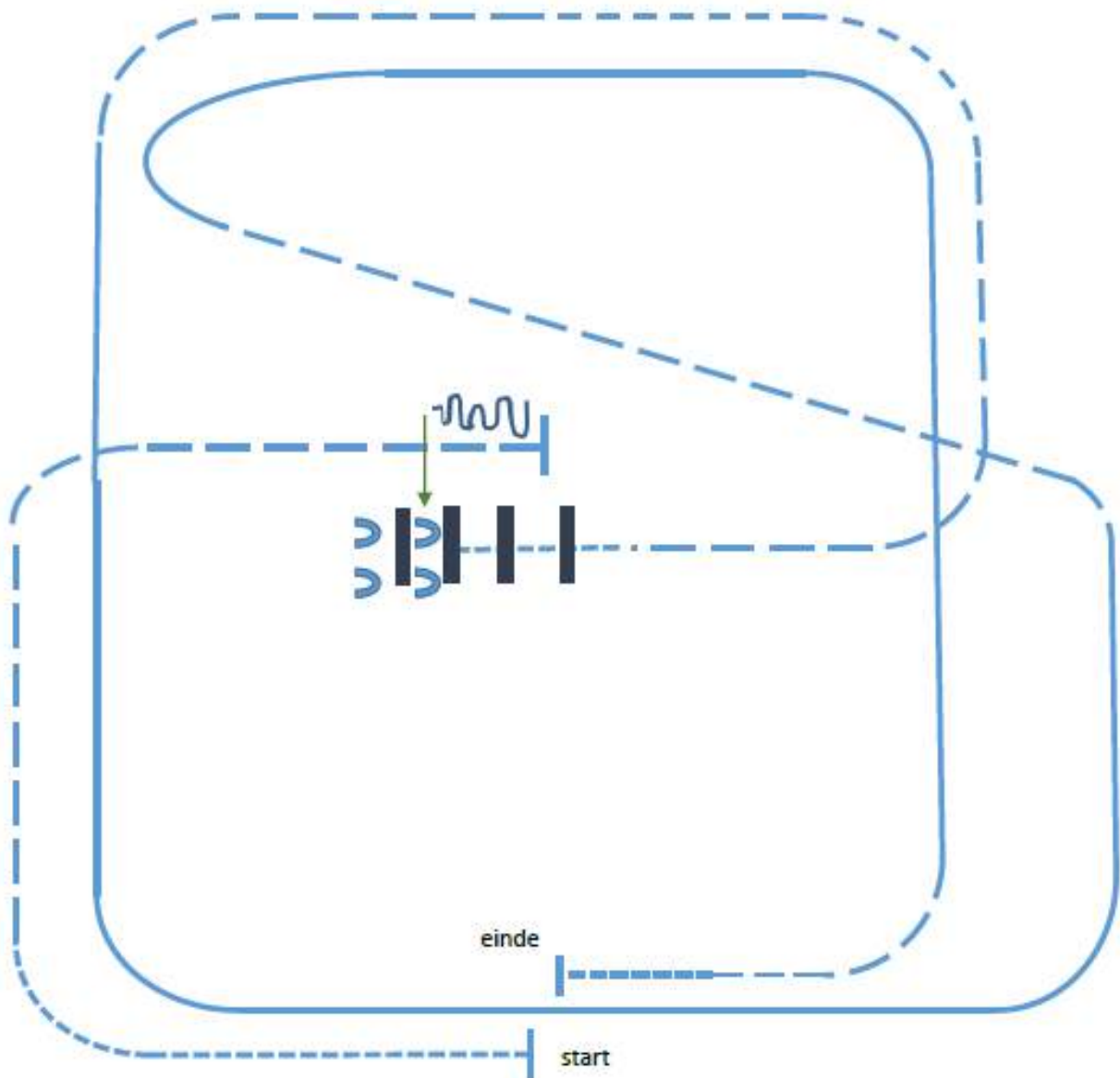
RANCH RIDING BEGINNER

Allround Arabian Festival | 28 Mei 2023










RANCH RIDING Beginners - 17

(bestemd voor arena's van minimaal 20x40 meter)



1. Walk
2. Trot
3. Stop, back up
4. Sidepass right ½ way
5. Walk over
6. Trot
7. Lope left Lead
8. Trot
9. Lope right lead
10. Jog , walk, stop

	Back
	Lope
	Ext. lope
	Trot
	Ex. trot
	Walk
	Change



D.A.W.R.A.
Dutch Arabian Western Riding Association



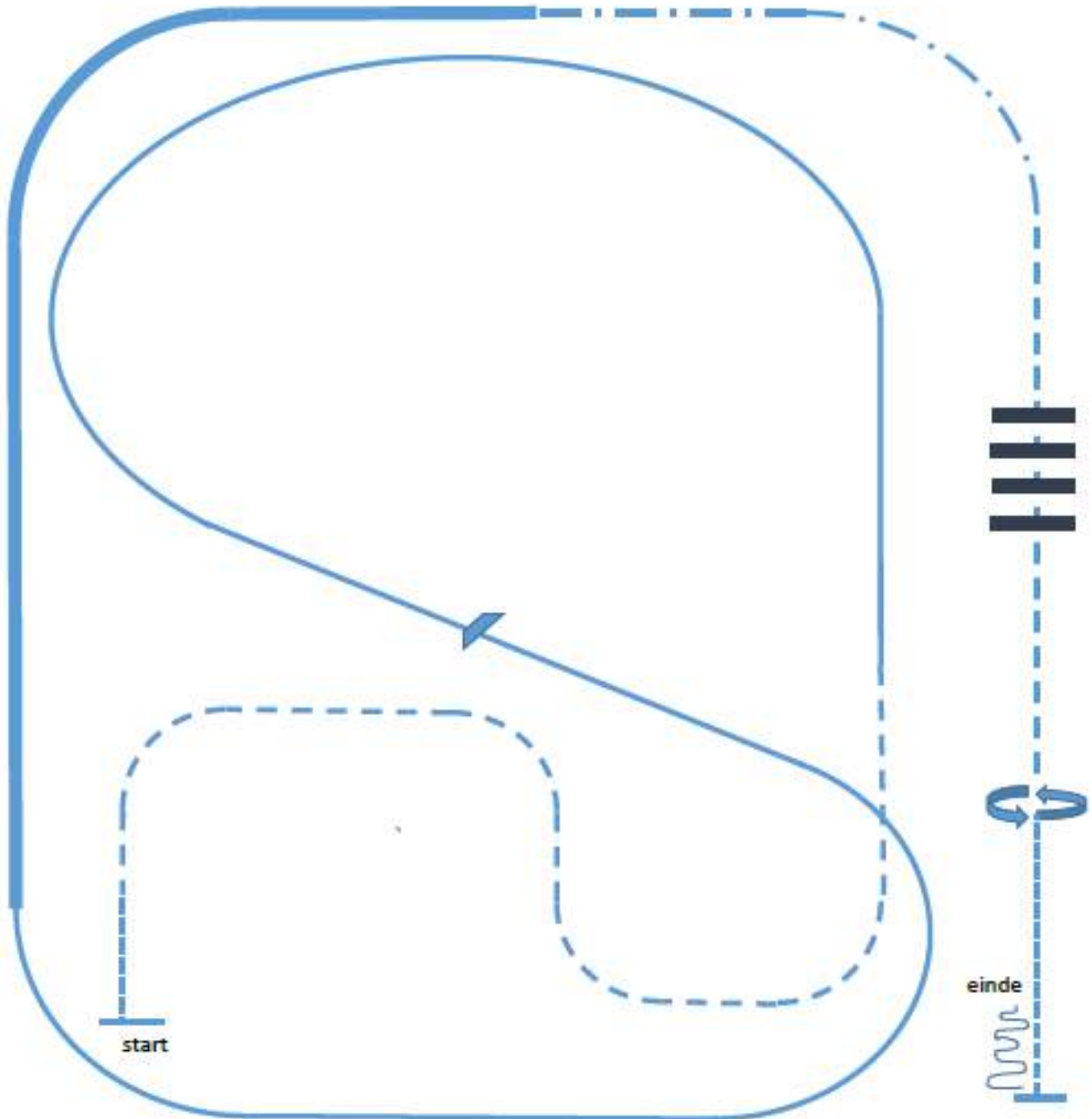
RANCH RIDING AMATEUR / OPEN

Allround Arabian Festival | 28 Mei 2023

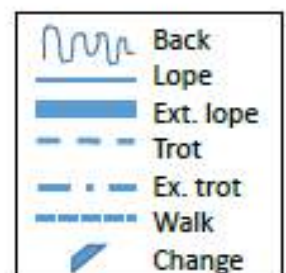


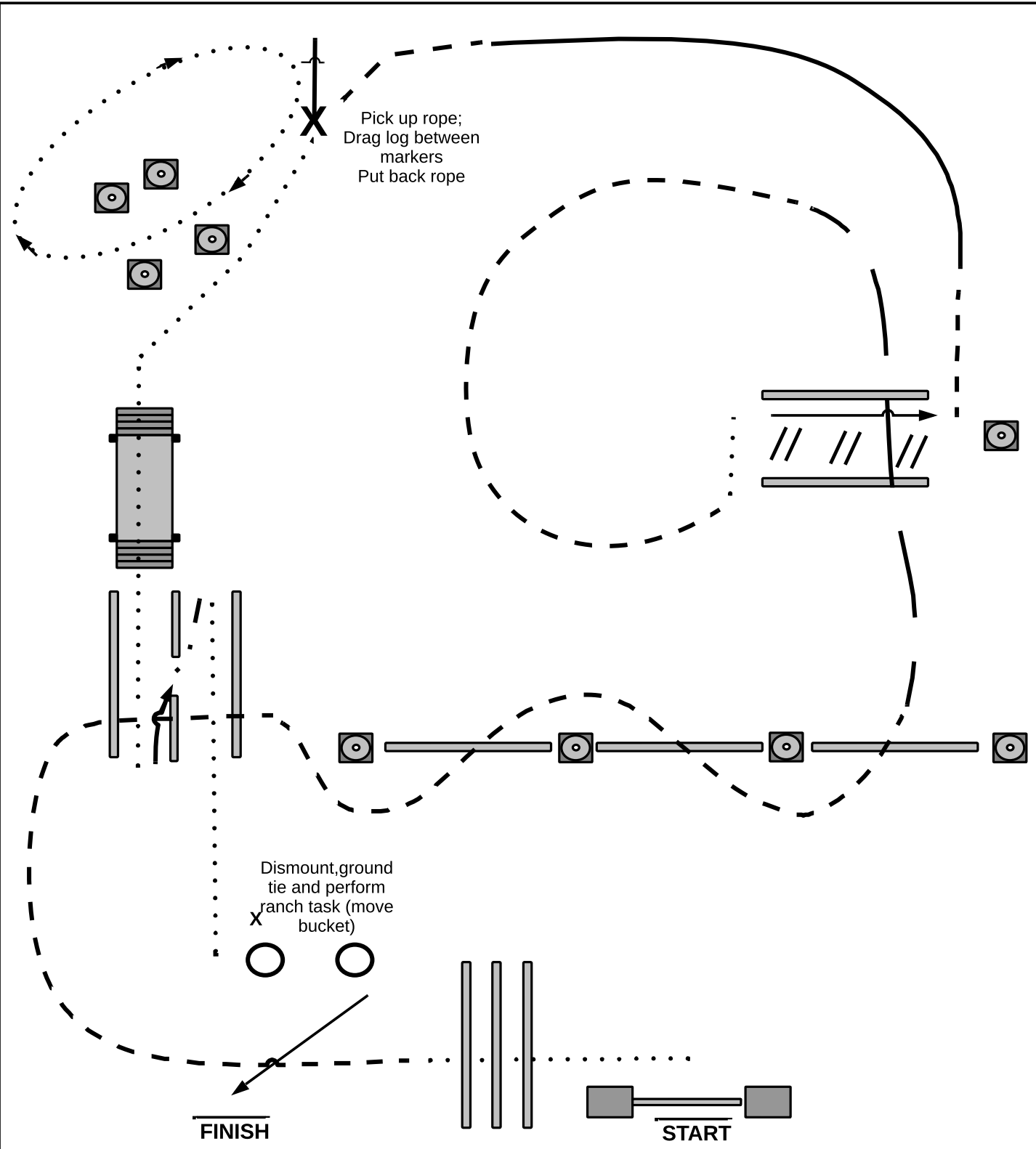
RANCH RIDING Amateurs & Open - 4

(bestemd voor arena's van minimaal 20x40 meter)

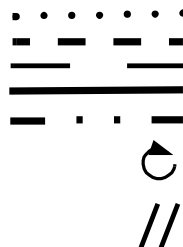


- | | | |
|------------------------------------|------------------------|----------------------|
| 1. Walk | 5. Lope right lead | 10. stop turn 360 |
| 2. Trot | 6. Ext lope right lead | Each direction |
| 3. Lope left lead | 7. Ext. trot | Either way first |
| 4. Change leads
(flying/simple) | 8. Trot | 11. Walk, Stop, Back |
| | 9. Trot over | |

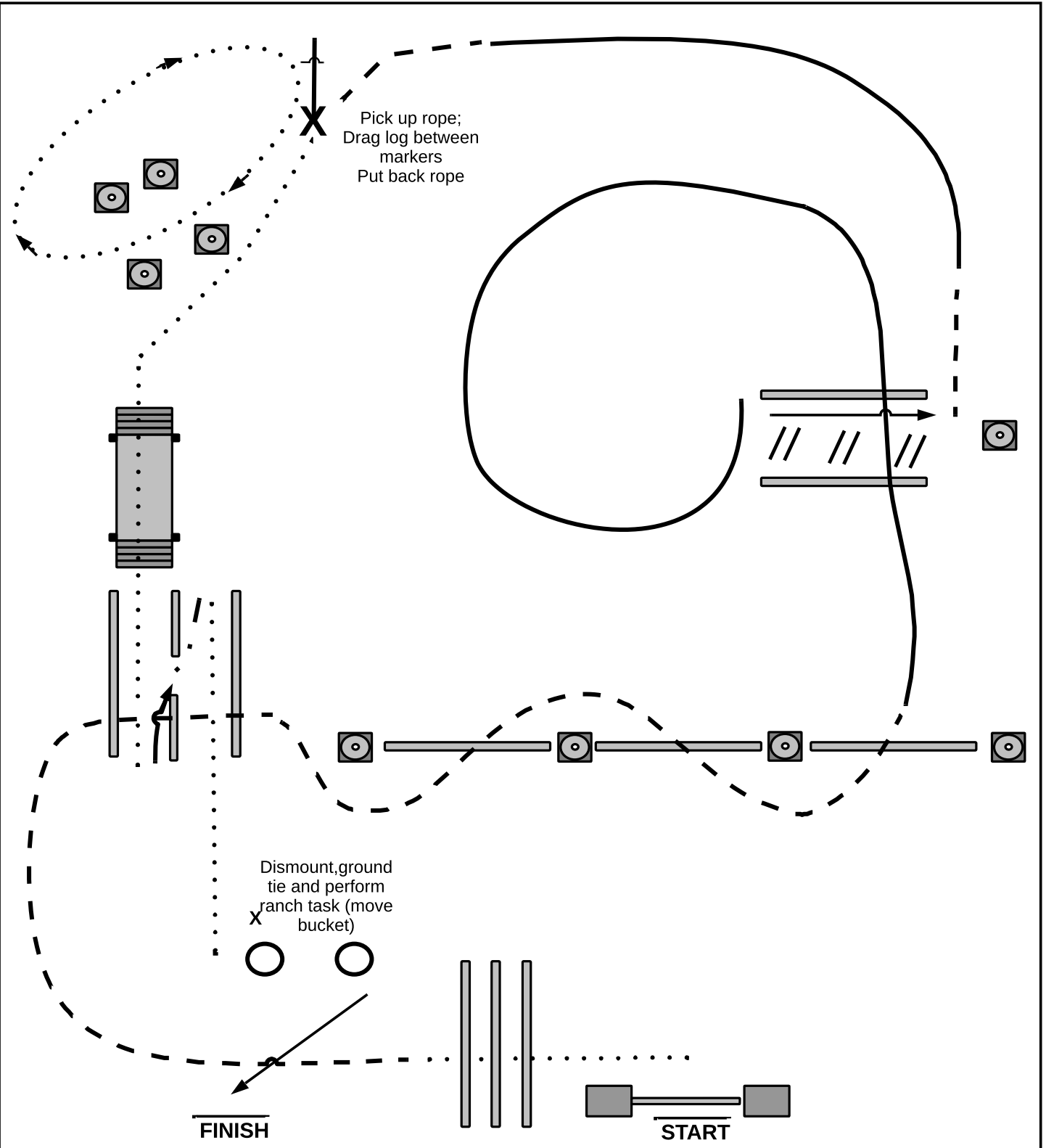




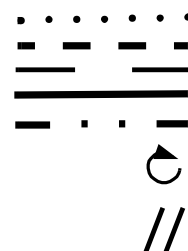
1. Work gate (Left hand push)
2. Walk over logs
3. Jog over logs and through serpentine
4. Extended jog over logs, back to regular jog, then walk
5. Stop, sidepass right between logs
6. Jog, then lope left lead, jog
7. Stop and drag log between markers
8. Walk, and walk over bridge and through shute
9. Back through shute, walk out of shute
10. Dismount and groundtie horse, perform ranch task
11. Exit in hand in a walk



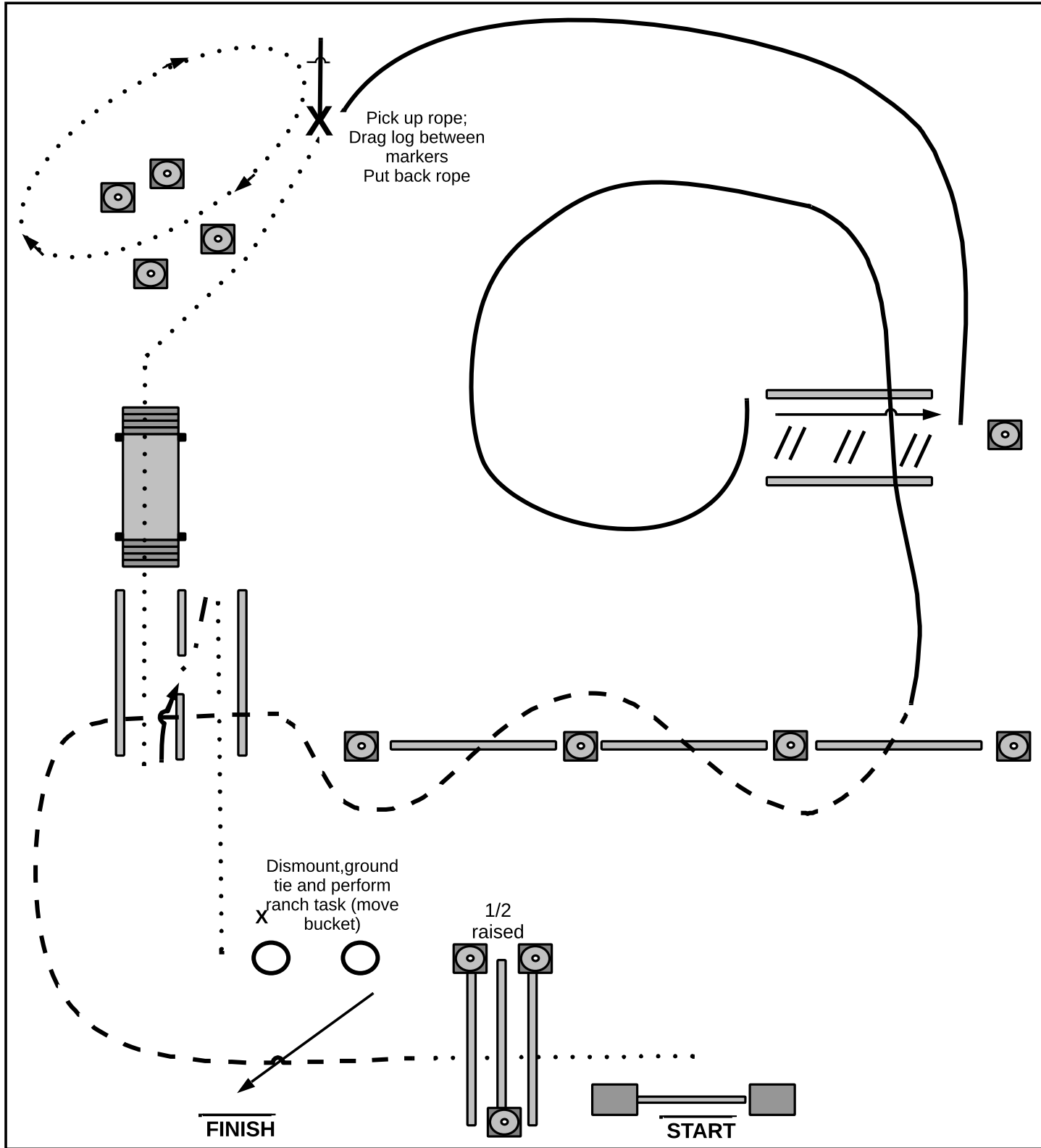
Walk
Jog
Extended Jog
Lope
Backup
Turn
Sidepass



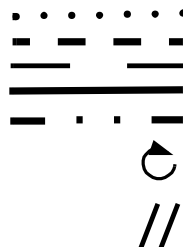
1. Work gate (Left hand push)
2. Walk over logs
3. Jog over logs and through serpentine
4. Lope left lead over poles
5. Stop, sidepass right between logs
6. Jog, then lope left lead, jog
7. Stop and drag log between markers
8. Walk, and walk over bridge and through shute
9. Back through shute, walk out of shute
10. Dismount and groundtie horse, perform ranch task
11. Exit in hand in a walk



Walk
Jog
Extended Jog
Lope
Backup
Turn
Sidepass



1. Work gate (Left hand push)
2. Walk over logs
3. Jog over logs and through serpentine
4. Lope left lead over poles
5. Stop, sidepass right between logs
6. Lope left lead to log drag
7. Stop and drag log between markers
8. Walk, and walk over bridge and through shute
9. Back through shute, walk out of shute
10. Dismount and groundtie horse, perform ranch task
11. Exit in hand in a walk



Walk
Jog
Extended Jog
Lope
Backup
Turn
Sidepass